

*Detailed statement of the investments on 30/09/2023*

ANNEX 11

**Net assets** *2,105,595,927 lei* *2,576,641,176 lei*

**Total assets** *2,230,367,907 lei* *2,753,040,963 lei*

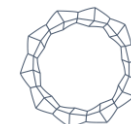
Name of the item		Beginning of the reporting period				End of the reporting period				Differences (lei)
		% of the net assets	% of total assets	Currency	RON	% of the net assets	% of total assets	Currency	RON	
<b>I.</b>	<b>Total assets</b>			740,323	2,229,627,584			1,000,131	2,752,040,832	522,673,056
<b>1</b>	<b>Securities and money market instruments of which:</b>	<b>99.9111</b>	<b>94.3219</b>	0.0000	2,103,724,387	99.5497	93.1711	0.0000	2,565,038,667	461,314,280
1.1	Securities and money market instruments admitted or traded on a regulated market in Romania, of which: shares, other similar securities (mentioning each category), bonds (by issuer category), other debt securities (mentioning by type and issuer category), other securities, money market instruments (by category);	99.9111	94.3219	0.0000	2,103,724,387	99.5497	93.1711	0.0000	2,565,038,667	461,314,280
	- Shares	99.9111	94.3219	0.0000	2,103,724,387	99.5497	93.1711	0.0000	2,565,038,667	461,314,280



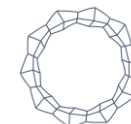
1.2	Securities and money market instruments admitted to or dealt in on a regulated market of a Member State, of which: shares, other securities treated as such (by class), bonds (by class of issuer), other debt securities (by type and class of issuer), other securities, money market instruments (by class);	0.0000	0.0000	0.0000	0.0000	0.0000	0.0000	0.0000	0.0000	0.0000
1.3	Securities and money market instruments admitted to official listing on a stock exchange in a third country or traded on another regulated market in a third country, which operates regularly and is recognised and open to the public, approved by the A.S.F., of which: shares, other securities treated as such (with a list of each class), bonds (by class of issuer), other debt securities (with a list by type and by class of issuer), other securities, money market instruments (by class).	0.0000	0.0000	0.0000	0.0000	0.0000	0.0000	0.0000	0.0000	0.0000
<b>2</b>	<b>Newly issued securities</b>	<b>0.0000</b>	<b>0.0000</b>	<b>0.0000</b>	<b>0.0000</b>	<b>0.0000</b>	<b>0.0000</b>	<b>0.0000</b>	<b>0.0000</b>	<b>0.0000</b>



<b>3</b>	<b>Other securities and money market instruments referred to in Article 83(1)(a) of O.U.G. No 32/2012 of which: securities (by categories and by type of issuer) and money market instruments (by categories).</b>	<b>4.4127</b>	<b>4.1658</b>	<b>0.0000</b>	<b>92,913,120</b>	<b>3.0736</b>	<b>2.8767</b>	<b>0.0000</b>	<b>79,195,640</b>	<b>(13,717,480)</b>
	- Shares not admitted to trading	4.2736	4.0346	0.0000	89,985,376	2.9965	2.8045	0.0000	77,209,856	(12,775,520)
	- Bonds not admitted to trading	0.1390	0.1313	0.0000	2,927,744	0.0771	0.0721	0.0000	1,985,784	(941,960)
<b>4</b>	<b>Bank deposits of which:</b>	<b>0.6118</b>	<b>0.5775</b>	<b>0.0000</b>	<b>12,881,010.70</b>	<b>2.4116</b>	<b>2.2571</b>	<b>0.00</b>	<b>62,139,049.99</b>	<b>49,258,039</b>
4.1	Bank deposits with credit institutions in Romania;	0.6118	0.5775	0.00	12,881,010.70	2.4116	2.2571	0.00	62,139,049.99	49,258,039
4.2	Bank deposits made with credit institutions in a Member State;	0.0000	0.0000	0.0000	0.0000	0.0000	0.0000	0.0000	0.0000	0.0000
4.3	Bank deposits made with credit institutions in a third country.	0.0000	0.0000	0.0000	0.0000	0.0000	0.0000	0.0000	0.0000	0.0000
<b>5</b>	<b>Derivatives traded on a regulated market:</b>	<b>0.0000</b>	<b>0.0000</b>	<b>0.0000</b>	<b>0.0000</b>	<b>0.0000</b>	<b>0.0000</b>	<b>0.0000</b>	<b>0.0000</b>	<b>0.0000</b>
5.1	Derivatives traded on a regulated market in Romania, by category;	0.0000	0.0000	0.0000	0.0000	0.0000	0.0000	0.0000	0.0000	0.0000
5.2	Derivatives traded on a regulated market in a Member State, by category;	0.0000	0.0000	0.0000	0.0000	0.0000	0.0000	0.0000	0.0000	0.0000
5.3	Derivatives traded on a regulated market in a third country, by category;	0.0000	0.0000	0.0000	0.0000	0.0000	0.0000	0.0000	0.0000	0.0000



5.4	Derivatives traded outside regulated markets, by instrument category;	0.0000	0.0000	0.0000	0.0000	0.0000	0.0000	0.0000	0.0000	0.0000
6	Current accounts and cash	0.1065	0.1005	740,322.59	1,501,288.21	0.0464	0.0435	15,869.09	1,180,495.60	(1,045,246)
7	Money market instruments other than those traded on a regulated market, as referred to in Article 82(g) of O.U.G. No 32/2012 - Repo contracts on securities	0.0000	0.0000	0.0000	0.0000	0.0000	0.0000	0.0000	0.0000	0.0000
8	Equity interests of FIA/OPCVM	0.2125	0.2006	0.0000	4,475,075	0.2433	0.2277	984,262	5,283,819	1,793,006
9	Dividends or other rights receivable	0.0000	0.0000	0.0000	0.0000	1.0081	0.9435	0.0000	25,975,788	25,975,788
10	Other assets (amounts in transit, amounts with distributors, amounts with S.S.I.F., etc.).	0.6712	0.6336	0.0000	14,132,703	0.5134	0.4805	0.0000	13,227,372	(905,331)
II.	Total liabilities			0.0000	124,771,980			0.0000	176,399,787	51,627,807
1	Expenses for the payment of fees due to A.F.I.A.	0.0000	0.0000	0.0000	0.0000	0.0000	0.0000	0.0000	0.0000	(0.0000)
2	Expenses for payment of fees due to the depositary	0.0019	0.0018	0.0000	40,878	0.0019	0.0018	0.0000	49,010	8,132
3	Expenses for the payment of fees due to intermediaries	0.0000	0.0000	0.0000	0.0000	0.0000	0.0000	0.0000	0.0000	0.0000
4	Expenses on turnover fees and other banking services	0.0002	0.0002	0.0000	4,973	0.0001	0.0001	0.0000	1,727	(3,246)
5	Interest expenses	0.0000	0.0000	0.0000	0.0000	0.0000	0.0000	0.0000	0.0000	(0.0000)
6	Issuance expenses	0.0000	0.0000	0.0000	0.0000	0.0000	0.0000	0.0000	0.0000	(0.0000)

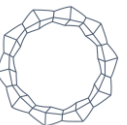


7	Expenses with the payment of commissions/fees due to F.S.A.	0.0085	0.0081	0.0000	180,000	0.0000	0.0000	0.0000	0.0000	(180,000)
8	Financial audit costs	0.0435	0.0411	0.0000	916,190	0.0000	0.0000	0.0000	0.0000	(916,190)
9	Other approved expenditure	5.8715	5.5430	0.0000	123,629,939	6.8441	6.4056	0.0000	176,349,050	52,719,111
10	Redemptions payable	0.0000	0.0000	0.0000	0.0000	0.0000	0.0000	0.0000	0.0000	(0.0000)
III.	Value of net assets(I-II)			740,323	2,104,855,604			1,000,131	2,575,641,045	471,045,249

GENERAL MANAGER  
Sorin-Iulian Cioacă

Depository Certification  
Raiffeisen BANK

DEPUTY GENERAL MANAGER  
Mihai Trifu



Statement of unit value of net assets on 30/09/2023

ANNEX 11

Running no.	Item name	30/09/2023	30/09/2022	Diferente
1	Net asset value (of which broken down by class of fund units)	2,576,641,176	2,005,946,799	570,694,377
2	Number of fund units/shares outstanding (broken down by class of fund units)	475,000,000	475,000,000	0.0000
3	Unit value of net assets (broken down by class of fund units)	5.4245	4.2230	1.2015

GENERAL MANAGER  
Sorin-Iulian Cioacă

Depository Certification  
Raiffeisen BANK

DEPUTY GENERAL MANAGER  
Mihai Trifu



Detailed statement of the investments on 30/09/2023

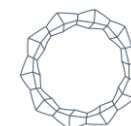
ANNEX 11

**Total assets** **2,573,040,963 lei**

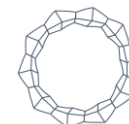
I. Securities admitted or traded on a regulated market in Romania

1. Shares traded in the last 30 trading days (business days)

Running no.	Issuer	Share symbol	Date of last trading session	No. of shares held	Nominal value	Share value	Total value	Percentage of the issuer's share capital	Share in total assets of F.I.A.I.R.
					<i>lei</i>	<i>lei</i>	<i>lei</i>	%	%
1	ALIMENTARA SLATINA	ALRV	30/09/2022	350,342	2.4300	39.1626	13,720,321	85.2258	0.4984
2	ALTUR SLATINA	ALT	29/09/2023	14,266,350	0.1000	0.0830	1,184,107	4.6615	0.0430
3	ANTIBIOTICE IASI	ATB	29/09/2023	197,475,826	0.1000	1.1800	233,021,475	29.4153	8.4641
4	ARGUS CONSTANTA	UARG	29/09/2023	32,710,488	1.5000	2.3000	75,234,122	91.4200	2.7328
5	B.R.D.-GROUPE SOCIETE GENERALE BUCURESTI	BRD	29/09/2023	27,533,076	1.0000	15.6200	430,066,647	3.9508	15.6215
6	BANCA TRANSILVANIA CLUJ	TLV	29/09/2023	27,780,406	10.0000	22.1000	613,946,973	3.4784	22.3007
7	BURSA DE VALORI BUCURESTI	BVB	29/09/2023	691,899	10.0000	65.8000	45,526,954	8.5958	1.6537



8	C.N.T.E.E. TRANSELECTRICA BUCURESTI	TEL	29/09/2023	2,427,651	10.0000	30.1000	73,072,295	3.3118	2.6542
9	CONSTRUCTII FEROVIARE CRAIOVA	CFED	29/09/2023	908,441	0.8500	1.1955	1,086,049	77.5000	0.0394
10	ELECTROMAGNETICA BUCURESTI	ELMA	29/09/2023	250,730,249	0.1000	0.2000	50,146,050	37.0882	1.8215
11	FLAROS BUCURESTI	FLAO	29/09/2023	1,380,757	2.5000	71.7408	99,056,599	90.7577	3.5981
12	LACTATE NATURA TARGOVISTE	INBO	30/08/2023	4,495,235	1.2500	2.8051	12,609,406	93.7015	0.4580
13	LION CAPITAL	LION	29/09/2023	70,145,493	0.1000	2.5400	178,169,552	13.8215	6.4717
14	MERCUR CRAIOVA	MRDO	06/09/2023	7,104,836	2.5000	7.4134	52,670,784	97.8593	1.9132
15	OMV PETROM BUCURESTI	SNP	29/09/2023	589,645,817	0.1000	0.5700	336,098,116	0.9463	12.2082
16	RELEE MEDIAS	RELE	08/09/2023	62,080	2.5000	8.8000	546,304	11.4644	0.0198
17	S.N.G.N. ROMGAZ S.A.	SNG	29/09/2023	1,848,286	1.0000	45.0000	83,172,870	0.4795	3.0211
18	S.P.E.E.H. HIDROELECTRICA S.A.	H2O	29/09/2023	45,000	10.0000	120.0000	5,400,000	0.0100	0.1961
19	SANTIERUL NAVAL ORSOVA	SNO	29/09/2023	3,200,337	2.5000	4.8000	15,361,618	28.0168	0.5580
20	SIF MUNTENIA	SIF4	29/09/2023	77,959,507	0.1000	1.5550	121,227,033	9.9356	4.4034
21	SINTEROM CLUJ	SIRM	15/07/2022	1,555,509	2.5000	11.9977	18,662,550	23.1833	0.6779
22	SNTGN TRANSGAZ MEDIAS	TGN	29/09/2023	3,892,976	10.0000	19.1600	74,589,420	2.0665	2.7093
23	TUSNAD BAILE TUSNAD	TSND	19/09/2023	25,861,924	0.1000	0.0860	2,224,125	8.5691	0.0808



24	UNIVERS RM. VALCEA	UNVR	09/11/2022	587,519	2.5000	48.0755	28,245,297	73.7494	1.0260
							2,565,038,667		93.1711

2. Shares not traded in the last 30 trading days (business days)

Running no.	Issuer	Share symbol	Date of last trading session	No. of shares held	Nominal value	Share value	Total value	Percentage of the issuer's share capital	Share in total assets of F.I.A.I.R.
					<i>lei</i>	<i>lei</i>	<i>lei</i>	%	%
1							0.0000	0.0000	0.0000
							0.0000	0.0000	0.0000

GENERAL MANAGER  
Sorin-Iulian Cioacă

Depository Certification  
Raiffeisen BANK

DEPUTY GENERAL MANAGER  
Mihai Trifu



Detailed statement of the investments on 30/09/2023

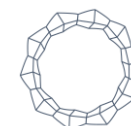
ANNEX 11

**Total assets**
**2,573,040,963 lei**

VIII.1. Other securities

1. Shares not admitted to trading

Running no.	Issuer	No. of shares held	Nominal value	Share value	Total value	Percentage of the issuer's share capital	Share in total assets of F.I.A.I.R.
			<i>lei</i>	<i>lei</i>	<i>lei</i>	%	%
1	BIROUL DE INVESTITII REGIONAL OLTENIA IFN	272,411	16.0000	9.9711	2,716,241	19.4540	0.0987
2	CCP.RO BUCHAREST S.A.	100,000	10.0000	8.3776	837,758	1.1028	0.0304
3	COMPLEX HOTELIER DAMBOVITA	1,754,221	1.7000	4.8454	8,499,990	99.9999	0.3087
4	COREALIS CRAIOVA	655,757	2.5000	2.4179	1,585,582	11.4189	0.0576
5	COS TARGOVISTE	6,142,826	0.1000	0.0000	0	8.9220	0.0000
6	DEPOZITARUL CENTRAL BUCURESTI	9,878,329	0.1000	0.1354	1,337,984	3.9057	0.0486
7	ELBA TIMISOARA	39,628	2.5000	104.6340	4,146,437	2.3694	0.1506
8	ELECTRO TOTAL BOTOSANI	57,909	2.5000	0.0000	0	29.8562	0.0000
9	GEMINA TOUR RM. VALCEA	757,888	2.5000	4.5303	3,433,464	88.2866	0.1247

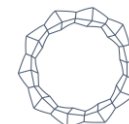


10	GRAVITY CAPITAL INVESTMENTS SA	8,999	10.0000	9.6676	86,999	99.9889	0.0032
11	PROVITAS BUCURESTI	35,139	10.0000	121.6000	4,272,902	70.2780	0.1552
12	SAGRICOM ULMI	57,941	2.5000	0.0000	0.0000	4.2057	0.0000
13	SANEVIT ARAD	792,662	0.1000	0.0000	0.0000	13.2841	0.0000
14	TURISM PUCIOASA	1,010,599	2.5000	4.4521	4,499,242	69.2191	0.1634
15	VOLTALIM CRAIOVA	5,997,519	2.5000	7.6354	45,793,257	99.5506	1.6634
					<b>77,209,856</b>		<b>2.8045</b>

GENERAL MANAGER  
Sorin-Iulian Cioacă

Depository Certification  
Raiffeisen BANK

DEPUTY GENERAL MANAGER  
Mihai Trifu



Detailed statement of the investments on 30/09/2023

ANNEX 11

**Total assets** **2,573,040,963 lei**

VIII.1. Other securities

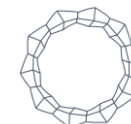
4. Bonds not admitted to trading

Running no.	Inssuer	Nr. bonds held	Purchase date	Coupon date	Coupon maturity date	Initial Value	Daily increase	Cumulative interest	Discount /Cumulative Premium	Total Value	Percentage in total bonds of the issuer	Share in total assets of F.I.A.I.R.
						lei			lei	lei	%	%
1	MERCUR CRAIOVA	198	15/09/2021	15/03/2024	15/03/2024	1,980,000	139.41	5,784		1,985,784	87.1795	0.0721
										<b>1,985,784</b>		<b>0.0721</b>

GENERAL MANAGER  
Sorin-Iulian Cioacă

Depository Certification  
Raiffeisen BANK

DEPUTY GENERAL MANAGER  
Mihai Trifu



Detailed statement of the investments on 30/09/2023

ANNEX 11

**Total assets** **2,573,040,963 lei**

X. Bank deposits with credit institutions in Romania

1. Bank deposits denominated in lei

Running no.	Name of the bank	Establishment date	Maturity date	Initial value	Daily increase	Accrued interest	Total value	Percentage in the total assets of F.I.A.I.R.
				lei	lei	lei	lei	%
1	BANCA TRANSILVANIA	19/09/2023	03/10/2023	1,500,000.00	237.5000	2,850.00	1,502,850.00	0.0546
2	BANCA TRANSILVANIA	19/09/2023	03/10/2023	1,500,000.00	237.5000	2,850.00	1,502,850.00	0.0546
3	BANCA TRANSILVANIA	20/09/2023	04/10/2023	10,000,000.00	1,583.3333	17,416.67	10,017,416.67	0.3639
4	BANCA TRANSILVANIA	20/09/2023	04/10/2023	2,000,000.00	316.6667	3,483.33	2,003,483.33	0.0728
5	BANCA TRANSILVANIA	21/09/2023	05/10/2023	2,000,000.00	316.6667	3,166.67	2,003,166.67	0.0728
6	BANCA TRANSILVANIA	22/09/2023	06/10/2023	10,000,000.00	1,583.3333	14,250.00	10,014,250.00	0.3638
7	BANCA TRANSILVANIA	22/09/2023	06/10/2023	5,000,000.00	791.6667	7,125.00	5,007,125.00	0.1819
8	BANCA TRANSILVANIA	22/09/2023	06/10/2023	2,000,000.00	316.6667	2,850.00	2,002,850.00	0.0728
9	BANCA TRANSILVANIA	22/09/2023	06/10/2023	800,000.00	126.6667	1,140.00	801,140.00	0.0291
10	BANCA TRANSILVANIA	27/09/2023	11/10/2023	10,000,000.00	1,583.3333	6,333.33	10,006,333.33	0.3635

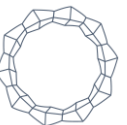


11	BANCA TRANSILVANIA	27/09/2023	11/10/2023	3,000,000.00	475.0000	1,900.00	3,001,900.00	0.1090
12	BANCA TRANSILVANIA	27/09/2023	11/10/2023	3,000,000.00	475.0000	1,900.00	3,001,900.00	0.1090
13	BANCA TRANSILVANIA	29/09/2023	13/10/2023	2,000,000.00	316.6667	633.33	2,000,633.33	0.0727
14	BANCA TRANSILVANIA	29/09/2023	13/10/2023	1,500,000.00	237.5000	475.00	1,500,475.00	0.0545
15	BANCA TRANSILVANIA	30/09/2023	01/10/2023	160,184.43	15.5735	15.57	160,200.00	0.0058
16	BANCA TRANSILVANIA	22/09/2023	06/10/2023	5,000,000.00	791.6667	7,125.00	5,007,125.00	0.1819
17	BANCA TRANSILVANIA	18/09/2023	02/10/2023	1,000,000.00	158.3333	2,058.33	1,002,058.33	0.0364
18	BANCA TRANSILVANIA	18/09/2023	02/10/2023	600,000.00	95.0000	1,235.00	601,235.00	0.0218
19	BANCA TRANSILVANIA	18/09/2023	02/10/2023	1,000,000.00	158.3333	2,058.33	1,002,058.33	0.0364
							<b>62,139,049.99</b>	<b>2.2571</b>

GENERAL MANAGER  
Sorin-Iulian Cioacă

Depository Certification  
Raiffeisen BANK

DEPUTY GENERAL MANAGER  
Mihai Trifu



Detailed statement of the investments on 30/09/2023

ANNEX 11

**Total assets** **2,573,040,963 lei**

IX. Available in current accounts and cash

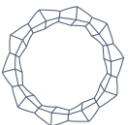
1. Available in current accounts and cash in lei

Running no.	Name of the bank	Current amount	Percentage in the total assets of F.I.A.I.R.
		<i>lei</i>	%
1	BANCA TRANSILVANIA	53,603.19	0.0019
2	BCR	1,053,073.19	0.0383
3	RAIFFEISEN BANK	73,810.38	0.0027
4	Cash and cash equivalents	8.84	0.0000
		<b>1,180,495.60</b>	<b>0.0429</b>

GENERAL MANAGER  
Sorin-Iulian Cioacă

Depository Certification  
Raiffeisen BANK

DEPUTY GENERAL MANAGER  
Mihai Trifu



Detailed statement of the investments on 30/09/2023

ANNEX 11

**Total assets** **2,573,040,963 lei**

IX. Available in current accounts and cash

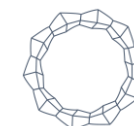
2. Available in current accounts and cash in foreign currency

Running no.	Name of the bank	Currency	Current amount	NBR exchange rate	Updated amount	Percentage in the total assets of F.I.A.I.R.
			<i>Currency</i>		<i>lei</i>	<i>%</i>
1	BANCA TRANSILVANIA	USD	375.72	4.6864	1,760.77	0.0001
2	BCR	EUR	2,836.07	4.9746	14,108.31	0.0005
					<b>15,869.09</b>	<b>0.0006</b>

GENERAL MANAGER  
Sorin-Iulian Cioacă

Depository Certification  
Raiffeisen BANK

DEPUTY GENERAL MANAGER  
Mihai Trifu



Detailed statement of the investments on 30/09/2023

ANNEX 11

**Total assets** **2,573,040,963 lei**

XIV. Equity interests in O.P.C.V.M./A.O.P.C.

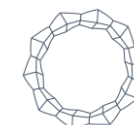
1. Titles of participation in O.P.C.V.M./A.O.P.C. in lei

Running no.	Name of the fund	Date of last trading session	No. of fund units held	Value of fund unit (VUAN)	Market price	Total value	Percentage in total equity interests of O.P.C.V.M./A.O.P.C.	Percentage in the total assets of F.I.A.I.R.
				lei	lei	lei	%	%
1	BT INDEX RO		146,000.000	27.3250		3,989,450	1.5213	0.1449
2	FDI NAPOCA		381,222.000	0.8130		309,933	1.7172	0.0113
3	FDI TRANSILVANIA		7,444.000	56.5383		420,871	1.2493	0.0153
4	FDI TEHNOGLOBINVEST		382.990	1,471.4885		563,565	9.3829	0.0205
						<b>5,283,819</b>		<b>0.1919</b>

GENERAL MANAGER  
Sorin-Iulian Cioacă

Depository Certification  
Raiffeisen BANK

DEPUTY GENERAL MANAGER  
Mihai Trifu



Detailed statement of the investments on 30/09/2023

ANNEX 11

**Total assets** **2,573,040,963 lei**

XIV. Equity interests in O.P.C.V.M./A.O.P.C.

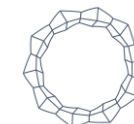
2. Titles of participation in O.P.C.V.M./A.O.P.C. in currency

Running no.	Name of the fund	Currency	No. of fund units held	Value of fund unit (VUAN)	Market price	NBR exchange rate	Total value	Percentage in total equity interests of O.P.C.V.M./A.O.P.C.	Percentage in the total assets of F.I.A.I.R.
				<i>Currency</i>	<i>lei</i>		<i>lei</i>	<i>%</i>	<i>%</i>
1	FIA AGRICULTURAL FUND	EUR	80	2,473.22	12,303.28	4.9746	984,262	23.5294	0.0358
							<b>984,262</b>		<b>0.0358</b>

GENERAL MANAGER  
Sorin-Iulian Cioacă

Depository Certification  
Raiffeisen BANK

DEPUTY GENERAL MANAGER  
Mihai Trifu



Detailed statement of the investments on 30/09/2023

ANNEX 11

**Total assets** **2,573,040,963 lei**

XV. Dividends or other receivables

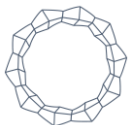
1. Dividends receivable

Running no.	Inssuer	Symbol	Ex-dividend date	No. of shares held	Gross dividend	Amount of charged	Percentage in the total assets of F.I.A.I.R.
					lei	lei	%
1	OMV PETROM BUCURESTI	SNP	27/09/2023	589,645,817	48,645,779.90	24,411,336.77	0.8867
2	ANTIBIOTICE IASI	ATB	12/09/2023	197,475,826	1,564,450.89	1,564,450.89	0.0568
						<b>25,975,787.66</b>	<b>0.9435</b>

GENERAL MANAGER  
Sorin-Iulian Cioacă

Depository Certification  
Raiffeisen BANK

DEPUTY GENERAL MANAGER  
Mihai Trifu



*Evolution of net assets and VUAN in the last 3 reporting periods*

ANNEX 11

Running no.	Item name	30/09/2023	30/06/2023	31/03/2023
1	Net asset	2,576,641,176	2,215,883,388	2,098,298,480
2	Unit value of net asset	5.4245	4.6650	4.4175

- 1) The company SINTEROM Cluj company was evaluated according to international evaluation standards based on the financial statements on 31.12.2022 using the income approach evaluation method.
- 2) The company GRAVITY Capital Investments was evaluated based on the financial statements on 31.10.2022 using the cost approach evaluation method.
- 3) The company FLAROS Bucharest company was evaluated based on the financial statements on 30.09.2022 using the cost approach evaluation method.
- 4) The company ALIMENTARA Slatina company was evaluated based on the financial statements on 30.09.2022 using the income approach evaluation method.
- 5) The company TURISM Pucioasa company was evaluated based on the financial statements on 30.09.2022 using the income approach evaluation method.
- 6) The company PROVITAS Bucharest was evaluated based on the financial statements on 30.09.2022 using the income approach evaluation method.
- 7) The company GEMINA Tour Râmnicu Vâlcea company was evaluated based on the financial statements on 30.09.2022 using the income approach evaluation method.
- 8) The company UNIVERS Râmnicu Vâlcea was evaluated based on the financial statements on 30.09.2022 using the income approach evaluation method.
- 9) The company VOLTALIM Craiova company was evaluated based on the financial statements on 30.09.2022 using the income approach evaluation method.
- 10) The company MERCUR Craiova company was evaluated based on the financial statements on 30.09.2022 using the income approach evaluation method.
- 11) The company ELBA Timișoara company was evaluated based on the financial statements on 30.09.2022 using the income approach evaluation method.
- 12) The company Lactate Natura Târgoviște company was evaluated according to international evaluation standards based on the financial statements on 31.05.2023 using the cost approach evaluation method.
- 13) The company COMPLEX HOTELIER Dâmbovița company was evaluated based on the financial statements on 30.06.2023 using the income approach evaluation method.
- 14) The company CONSTRUCTII Feroviare Craiova was evaluated based on the financial statements on 31.08.2023 using the adjusted net assets approach.

GENERAL MANAGER

Sorin-Iulian Cioacă

Depository Certification

Raiffeisen BANK

DEPUTY GENERAL MANAGER

Mihai Trifu

