

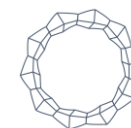
Detailed statement of the investments on 30/06/2024

ANNEX 11

Net assets *2,797,169,778 lei* *3,633,261,130 lei*

Total assets *3,000,661,604 lei* *3,905,262,984 lei*

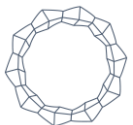
Name of the item	Beginning of the reporting period				End of the reporting period				Differences (lei)
	% of the net assets	% of total assets	Currency	RON	% of the net assets	% of total assets	Currency	RON	
I. Total assets			958,730	2,999,702,874			914,533	3,904,348,451	904,601,380
1 Securities and money market instruments of which:	99.5606	92.8088	0	2,784,879,365	98.0761	91.2451	0	3,563,361,153	778,481,788
1.1 Securities and money market instruments admitted or traded within a trading venue in Romania, of which: shares, other securities assimilated to them (with mention of each category), bonds (by category of issuer), other debt securities (with mention by types and categories of issuer), other securities, money market instruments (by categories);	99.5606	92.8088	0	2,784,879,365	98.0761	91.2451	0	3,563,361,153	778,481,788
- Shares	99.5606	92.8088	0	2,784,879,365	98.0761	91.2451	0	3,563,361,153	778,481,788



1.2	Securities and money market instruments admitted or traded within a trading venue in a member state, of which: shares, other securities assimilated thereto (with the mention of each category), bonds (by category of issuer), other securities debt (with the mention by type and category of issuer), other securities, money market instruments (by category);	0.0000	0.0000	0	0	0.0000	0.0000	0	0	0
1.3	Securities and money market instruments admitted to the official share of a stock exchange in a third country, which operates regularly and is recognized and open to the public, approved by A.S.F., of which: shares, other securities assimilated to them (with mention of each category), bonds (by issuer category), other debt securities (with mention by type and by issuer category), other securities, money market instruments (by category).	0.0000	0.0000	0	0	0.0000	0.0000	0	0	0
2	Newly issued securities	0.0000	0.0000	0	0	0.4143	0.5016	0	15,052,150	15,052,150



3	Other securities and money market instruments referred to in Article 83(1)(a) of O.U.G. No 32/2012 of which: securities (by categories and by type of issuer) and money market instruments (by categories).	4.5353	4.2277	0	126,859,355	3.7242	3.4648	0	135,309,295	8,449,940
	- Shares not admitted to trading	4.4951	4.1903	0	125,736,428	3.7242	3.4648	0	135,309,295	9,572,867
	- Bonds not admitted to trading	0.0401	0.0374	0	1,122,927	0.0000	0.0000	0	0	(1,122,927)
4	Bank deposits of which:	2.4269	2.2624	0.00	67,885,495.83	4.6464	4.3228	0.00	168,816,550.74	100,931,055
4.1	Bank deposits with credit institutions in Romania;	2.4269	2.2624	0.00	67,885,495.83	4.6464	4.3228	0.00	168,816,550.74	100,931,055
4.2	Bank deposits made with credit institutions in a Member State;	0.0000	0.0000	0	0	0.0000	0.0000	0	0	0
4.3	Bank deposits made with credit institutions in a third country.	0.0000	0.0000	0	0	0.0000	0.0000	0	0	0
5	Derivatives traded on a regulated market:	0.0000	0.0000	0	0	0.0000	0.0000	0	0	0
5.1	Derivative financial instruments traded within a trading venue in Romania, by category;	0.0000	0.0000	0	0	0.0000	0.0000	0	0	0
5.2	Derivative financial instruments traded within a trading venue in a member state, by category;	0.0000	0.0000	0	0	0.0000	0.0000	0	0	0
5.3	Derivative financial instruments traded on a stock exchange in a third country, by category;	0.0000	0.0000	0	0	0.0000	0.0000	0	0	0



5.4	Derivative financial instruments traded outside the regulated markets, by instrument category.	0.0000	0.0000	0	0	0.0000	0.0000	0	0	0
6	Current accounts and cash	0.0433	0.0404	6,996.71	1,203,869.45	0.0264	0.0246	8,012.28	952,323.41	(250,530)
7	Money market instruments other than those traded on a regulated market, as referred to in Article 82(g) of O.U.G. No 32/2012 - Repo contracts on securities	0.0000	0.0000	0	0	0.0000	0.0000	0	0	0
8	Equity interests of F.I.A./OPCVM	0.2367	0.2207	951,733	5,669,436	0.2097	0.1951	906,521	6,712,924	998,276
9	Dividends or other rights receivable	0.0000	0.0000	0	0	0.0386	0.0359	0	1,401,584	1,401,584
10	Other assets (amounts in transit, amounts with distributors, amounts with S.S.I.F., etc.).	0.4721	0.4401	0	13,205,353	0.3507	0.3263	0	12,742,470	(462,883)
II.	Total liabilities			0	203,491,826			0	272,001,854	68,510,028
1	Expenses for the payment of fees due to A.F.I.A.	0.0000	0.0000	0	0	0.0000	0.0000	0	0	0
2	Expenses for payment of fees due to the depositary	0.0018	0.0017	0	50,689	0.0017	0.0016	0	62,676	11,987
3	Expenses for the payment of fees due to intermediaries	0.0000	0.0000	0	0	0.0000	0.0000	0	0	0
4	Expenses on turnover fees and other banking services	0.0000	0.0000	0	1,299	0.0000	0.0000	0	654	(645)
5	Interest expenses	0.0000	0.0000	0	0	0.0000	0.0000	0	0	0

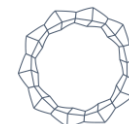


6	Issuance expenses	0.0000	0.0000	0	0	0.0000	0.0000	0	0	0
7	Expenses with the payment of commissions/fees due to F.S.A.	0.0074	0.0069	0	206,353	0.0000	0.0000	0	0	(206,353)
8	Financial audit costs	0.0151	0.0141	0	423,767	0.0024	0.0023	0	88,998	(334,769)
9	Other approved expenditure	7.2505	6.7588	0	202,809,718	0.0000	0.0000	0	0	(202,809,718)
10	Redemptions payable	0.0000	0.0000	0	0	0.0000	0.0000	0	0	0
11.	Other obligations	0.0000	0.0000	0	0	7.4822	6.9611	0	271,849,526	271,849,526
III.	Value of net assets (I-II)			958,730	2,796,211,048			914,533	3,632,346,597	836,091,352

GENERAL MANAGER
Sorin-Iulian Cioacă

Depository Certification
Raiffeisen BANK

DEPUTY GENERAL MANAGER
Mihai Trifu



Statement of unit value of net assets on 30/06/2024

ANNEX 11

Running no.	Item name	30/06/2024	30/06/2023	Diferențe
1	Net asset value (of which broken down by class of fund units)	3,633,261,130	2,215,883,388	1,417,377,742
2	Number of fund units/shares outstanding (broken down by class of fund units)	473,142,639	475,000,000	-1,857,361
	- individuals;	209,393,332	206,980,983	2,412,349
	- legal persons.	290,606,668	293,019,017	-2,412,349
3	Unit value of net assets (broken down by class of fund units)	7.6790	4.6650	3.0140
4	Number of investors (broken down by fund unit classes), of which:	473,142,639	475,000,000	-1,857,361
	- individuals;	5,724,069	5,727,248	-3,179
	- legal persons.	163	176	-13

GENERAL MANAGER
Sorin-Iulian Cioacă

Depository Certification
Raiffeisen BANK

DEPUTY GENERAL MANAGER
Mihai Trifu



Detailed statement of the investments on 30/06/2024

ANNEX 11

Total assets **3,905,262,984 lei**

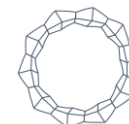
I. Securities admitted or traded within a trading venue in Romania

1. Shares traded in the last 30 trading days (business days)

Running no.	Issuer	Share symbol	Date of last trading session	No. of shares held	Nominal value	Share value	Total value	Percentage of the issuer's share capital	Share in total assets of F.I.A.I.R.
					<i>lei</i>	<i>lei</i>	<i>lei</i>	%	%
1	ALIMENTARA SLATINA	ALRV	30/09/2022	350,342	2.4300	44.6439	15,640,633	85.2258	0.4005
2	ALTUR SLATINA	ALT	28/06/2024	13,956,350	0.1000	0.0930	1,297,941	4.5602	0.0332
3	ANTIBIOTICE IASI	ATB	28/06/2024	197,475,826	0.1000	2.9500	582,553,687	29.4153	14.9171
4	ARGUS CONSTANTA	UARG	25/06/2024	32,710,488	1.5000	1.8300	59,860,193	91.4200	1.5328
5	B.R.D.-GROUPE SOCIETE GENERALE BUCURESTI	BRD	28/06/2024	27,533,076	1.0000	20.9000	575,441,288	3.9508	14.7350
6	BANCA TRANSILVANIA CLUJ	TLV	28/06/2024	27,780,406	10.0000	32.0000	888,972,992	3.4784	22.7635



7	BURSA DE VALORI BUCURESTI	BVB	28/06/2024	691,899	10.0000	64.0000	44,281,536	8.5958	1.1339
8	C.N.T.E.E. TRANSELECTRICA BUCURESTI	TEL	28/06/2024	1,333,651	10.0000	41.9000	55,879,977	1.8194	1.4309
9	CONSTRUCTII FEROVIARE CRAIOVA	CFED	20/06/2024	908,441	0.8500	1.1955	1,086,049	77.5000	0.0278
10	ELECTROMAGNETICA BUCURESTI	ELMA	28/06/2024	442,465,466	0.1000	0.2350	103,979,385	65.4497	2.6625
11	FLAROS BUCURESTI	FLAO	18/06/2024	1,380,757	2.5000	78.0480	107,765,271	93.6951	2.7595
12	LION CAPITAL	LION	28/06/2024	101,495,426	0.1000	2.8000	284,187,193	19.9987	7.2770
13	LONGSHIELD INVESTMENT GROUP S.A.	SIF4	28/06/2024	77,959,507	0.1000	1.5200	118,498,451	9.9356	3.0343
14	MERCUR CRAIOVA	MRDO	28/12/2022	7,104,836	2.5000	9.1212	64,804,630	97.8593	1.6594
15	OMV PETROM BUCURESTI	SNP	28/06/2024	589,645,817	0.1000	0.7650	451,079,050	0.9463	11.5505
16	S.N.G.N. ROMGAZ S.A.	SNG	28/06/2024	18,482,860	1.0000	5.9600	110,157,846	0.4795	2.8208
17	S.P.E.E.H. HIDROELECTRICA S.A.	H2O	28/06/2024	45,000	10.0000	124.7000	5,611,500	0.0100	0.1437
18	SNTGN TRANSGAZ MEDIAS	TGN	28/06/2024	3,892,976	10.0000	23.7000	92,263,531	2.0665	2.3625
							3,563,361,153		91.2451



I. Securities admitted or traded within a trading venue in Romania

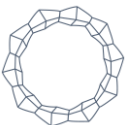
2. Shares not traded in the last 30 trading days (business days)

Running no.	Issuer	Share symbol	Date of last trading session	No. of shares held	Nominal value	Share value	Total value	Percentage of the issuer's share capital	Share in total assets of F.I.A.I.R.
					<i>lei</i>	<i>lei</i>	<i>lei</i>	%	%
							0.00		0.00
							0.00		0.00

GENERAL MANAGER
Sorin-Iulian Cioacă

Depository Certification
Raiffeisen BANK

DEPUTY GENERAL MANAGER
Mihai Trifu



Detailed statement of the investments on 30/06/2024

ANNEX 11

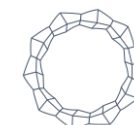
Total assets **3,905,262,984 lei**

VIII. Other transferable securities and money market instruments

VIII.1. Other securities

1. Shares not admitted to trading

Running no.	Issuer	No. of shares held	Nominal value	Share value	Total value	Percentage of the issuer's share capital	Share in total assets of F.I.A.I.R.
			<i>lei</i>	<i>lei</i>	<i>lei</i>	%	%
1	CCP.RO BUCHAREST S.A.	100,000	10.0000	8.1312	813,119	1.1028	0.0208
2	COMPLEX HOTELIER DAMBOVITA	1,754,221	1.7000	5.4155	9,499,984	99.9999	0.2433
3	COS TARGOVISTE	6,142,826	0.1000	0.0000	0	8.9220	0.0000
4	DEPOZITARUL CENTRAL BUCURESTI	9,878,329	0.1000	0.1621	1,601,329	3.9057	0.0410
5	ELBA TIMISOARA	39,628	2.5000	78.3474	3,104,752	2.3694	0.0795
6	ELECTRO TOTAL BOTOSANI	57,909	2.5000	0.0000	0	29.8562	0.0000
7	GEMINA TOUR RM. VALCEA	757,888	2.5000	8.4966	6,439,443	88.2866	0.1649
8	GRAVITY CAPITAL INVESTMENTS SA	2,258,999	10.0000	9.1613	20,695,319	100.0000	0.5299



9	PROVITAS BUCURESTI	35,648	10.0000	179.5400	6,400,242	71.2960	0.1639
10	SAGRICOM ULMI	57,941	2.5000	0.0000	0	4.2057	0.0000
11	SANEVIT ARAD	792,662	0.1000	0.0000	0	13.2841	0.0000
12	TURISM PUCIOASA	1,010,599	2.5000	5.7075	5,767,994	69.2191	0.1477
13	VOLTALIM CRAIOVA	5,997,519	2.5000	11.7306	70,354,496	99.5506	1.8015
14	LACTATE NATURA TARGOVISTE	4,495,235	1.2500	2.3653	10,632,617	93.7015	0.2723
					135,309,295		3.4648

GENERAL MANAGER
Sorin-Iulian Cioacă

Depository Certification
Raiffeisen BANK

DEPUTY GENERAL MANAGER
Mihai Trifu



Detailed statement of the investments on 30/06/2024

ANNEX 11

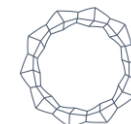
Total assets

3,905,262,984 lei

X. Bank deposits with credit institutions in Romania

1. Bank deposits denominated in lei

Running no.	Name of the bank	Establishment date	Maturity date	Initial value	Daily increase	Accrued interest	Total value	Percentage in the total assets of F.I.A.I.R.
				lei	lei	lei	lei	%
1	BANCA TRANSILVANIA	30/06/2024	01/07/2024	294,358.98	24.5299	24.53	294,383.51	0.0075
2	BCR	25/06/2024	09/07/2024	20,000,000.00	3,022.2222	18,133.33	20,018,133.33	0.5126
3	BCR	25/06/2024	09/07/2024	10,000,000.00	1,511.1111	9,066.67	10,009,066.67	0.2563
4	BCR	25/06/2024	09/07/2024	10,000,000.00	1,511.1111	9,066.67	10,009,066.67	0.2563
5	BCR	25/06/2024	09/07/2024	2,000,000.00	302.2222	1,813.33	2,001,813.33	0.0513
6	BCR	25/06/2024	09/07/2024	2,000,000.00	302.2222	1,813.33	2,001,813.33	0.0513
7	BCR	25/06/2024	09/07/2024	100,000.00	15.1111	90.67	100,090.67	0.0026
8	BCR	18/06/2024	02/07/2024	20,000,000.00	3,022.2222	39,288.89	20,039,288.89	0.5131
9	BCR	18/06/2024	02/07/2024	10,000,000.00	1,511.1111	19,644.44	10,019,644.44	0.2566
10	BCR	18/06/2024	02/07/2024	10,000,000.00	1,511.1111	19,644.44	10,019,644.44	0.2566
11	BCR	18/06/2024	02/07/2024	4,000,000.00	604.4444	7,857.78	4,007,857.78	0.1026
12	BCR	18/06/2024	02/07/2024	3,000,000.00	453.3333	5,893.33	3,005,893.33	0.0770
13	BCR	18/06/2024	02/07/2024	1,000,000.00	151.1111	1,964.44	1,001,964.44	0.0257
14	BCR	18/06/2024	02/07/2024	1,000,000.00	151.1111	1,964.44	1,001,964.44	0.0257
15	BCR	18/06/2024	02/07/2024	800,000.00	120.8889	1,571.56	801,571.56	0.0205
16	EXIM BANK	20/06/2024	04/07/2024	5,000,000.00	756.9444	8,326.39	5,008,326.39	0.1282
17	EXIM BANK	20/06/2024	04/07/2024	5,000,000.00	756.9444	8,326.39	5,008,326.39	0.1282



18	EXIM BANK	20/06/2024	04/07/2024	1,000,000.00	151.3889	1,665.28	1,001,665.28	0.0256
19	EXIM BANK	20/06/2024	04/07/2024	800,000.00	121.1111	1,332.22	801,332.22	0.0205
20	EXIM BANK	21/06/2024	05/07/2024	10,000,000.00	1,513.8889	15,138.89	10,015,138.89	0.2565
21	EXIM BANK	21/06/2024	05/07/2024	10,000,000.00	1,513.8889	15,138.89	10,015,138.89	0.2565
22	EXIM BANK	21/06/2024	05/07/2024	4,000,000.00	605.5556	6,055.56	4,006,055.56	0.1026
23	EXIM BANK	21/06/2024	05/07/2024	4,000,000.00	605.5556	6,055.56	4,006,055.56	0.1026
24	EXIM BANK	21/06/2024	05/07/2024	1,000,000.00	151.3889	1,513.89	1,001,513.89	0.0256
25	EXIM BANK	21/06/2024	05/07/2024	600,000.00	90.8333	908.33	600,908.33	0.0154
26	EXIM BANK	27/06/2024	11/07/2024	10,000,000.00	1,513.8889	6,055.56	10,006,055.56	0.2562
27	EXIM BANK	27/06/2024	11/07/2024	10,000,000.00	1,513.8889	6,055.56	10,006,055.56	0.2562
28	EXIM BANK	27/06/2024	11/07/2024	5,000,000.00	756.9444	3,027.78	5,003,027.78	0.1281
29	EXIM BANK	27/06/2024	11/07/2024	5,000,000.00	756.9444	3,027.78	5,003,027.78	0.1281
30	EXIM BANK	27/06/2024	11/07/2024	2,000,000.00	302.7778	1,211.11	2,001,211.11	0.0512
31	EXIM BANK	27/06/2024	11/07/2024	400,000.00	60.5556	242.22	400,242.22	0.0102
32	EXIM BANK	28/06/2024	12/07/2024	600,000.00	90.8333	272.50	600,272.50	0.0154
							168,816,550.74	4.3228

GENERAL MANAGER
Sorin-Iulian Cioacă

Depository Certification
Raiffeisen BANK

DEPUTY GENERAL MANAGER
Mihai Trifu



Detailed statement of the investments on 30/06/2024

ANNEX 11

Total assets **3,905,262,984 lei**

IX. Available in current accounts and cash

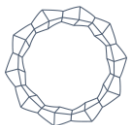
1. Available in current accounts and cash in lei

Running no.	Name of the bank	Current amount	Percentage in the total assets of F.I.A.I.R.
		<i>lei</i>	%
1	BANCA TRANSILVANIA	61,841.45	0.0016
2	BCR	820,093.18	0.0210
3	RAIFFEISEN BANK	21,331.00	0.0005
4	EXIM BANK	48,430.93	0.0012
5	Cash and cash equivalents	626.85	0.0000
		952,323.41	0.0244

GENERAL MANAGER
Sorin-Iulian Cioacă

Depository Certification
Raiffeisen BANK

DEPUTY GENERAL MANAGER
Mihai Trifu



Detailed statement of the investments on 30/06/2024

ANNEX 11

Total assets **3,905,262,984 lei**

IX. Available in current accounts and cash

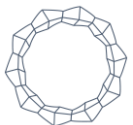
2. Available in current accounts and cash in foreign currency

Running no.	Name of the bank	Currency	Current amount	NBR exchange rate	Updated amount	Percentage in the total assets of F.I.A.I.R.
			<i>valuta</i>		<i>lei</i>	<i>%</i>
1	BANCA TRANSILVANIA	USD	527.13	4.6489	2,450.57	0.0001
2	BCR	EUR	1,117.46	4.9771	5,561.71	0.0001
					8,012.28	0.0002

GENERAL MANAGER
Sorin-Iulian Cioacă

Depository Certification
Raiffeisen BANK

DEPUTY GENERAL MANAGER
Mihai Trifu



Detailed statement of the investments on 30/06/2024

ANNEX 11

Total assets **3,905,262,984 lei**

XIV. Equity interests in O.P.C.V.M./F.I.A.

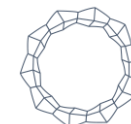
1. Titles of participation in O.P.C.V.M./F.I.A. in lei

Running no.	Name of the fund	Date of last trading session	No. of fund units held	Value of fund unit (VUAN)	Market price	Total value	Percentage in total equity interests of O.P.C.V.M./ F.I.A.	Percentage in the total assets of F.I.A.I.R.
				lei	lei	lei	%	%
1	BT INDEX RO		146,000.000	35.6660		5,207,236	1.0453	0.1333
2	FDI NAPOCA		381,222.000	0.9700		369,785	1.7464	0.0095
3	FDI TRANSILVANIA		7,444.000	63.8223		475,093	1.2490	0.0122
4	FDI TEHNOGLOBINVEST		382.990	1,725.3982		660,810	9.0509	0.0169
						6,712,924		0.1719

GENERAL MANAGER
Sorin-Iulian Cioacă

Depository Certification
Raiffeisen BANK

DEPUTY GENERAL MANAGER
Mihai Trifu



Detailed statement of the investments on 30/06/2024

ANNEX 11

Total assets **3,905,262,984 lei**

XIV. Equity interests in O.P.C.V.M./F.I.A.

2. Titles of participation in O.P.C.V.M./F.I.A. in currency

Running no.	Name of the fund	Currency	No. of fund units held	Value of fund unit (VUAN)	Market price	NBR exchange rate	Total value	Percentage in total equity interests of O.P.C.V.M./ F.I.A.	Percentage in the total assets of F.I.A.I.R.
				<i>valuta</i>	<i>lei</i>		<i>lei</i>	<i>%</i>	<i>%</i>
1	FIA AGRICULTURAL FUND	EUR	80	2,276.73	11,331.51	4.9771	906,521	23.5294	0.0232
							906,521		0.0232

GENERAL MANAGER
Sorin-Iulian Cioacă

Depository Certification
Raiffeisen BANK

DEPUTY GENERAL MANAGER
Mihai Trifu



Detailed statement of the investments on 30/06/2024

ANNEX 11

Total assets **3,905,262,984 lei**

XV. Dividends or other receivables

1. Dividends receivable

Running no.	Issuer	Symbol	Ex-dividend date	No. of shares held	Gross dividend	Amount of charged	Share in total assets of F.I.A.I.R.
					<i>lei</i>	<i>lei</i>	<i>%</i>
1	DEPOZITARUL CENTRAL BUCURESTI		10/05/2024	9,878,329	160,917.98	148,044.98	0.0038
2	SNTGN TRANSGAZ MEDIAS	TGN	27/06/2024	3,892,976	1,362,541.60	1,253,538.60	0.0321
						1,401,583.58	0.0359

GENERAL MANAGER
Sorin-Iulian Cioacă

Depository Certification
Raiffeisen BANK

DEPUTY GENERAL MANAGER
Mihai Trifu



Evolution of net assets and VUAN in the last 3 reporting periods

ANNEX 11

Running no.	Item name	30/06/2024	31/03/2024	31/12/2023
1	Net asset	3,633,261,130	3,166,210,216	2,797,169,778
2	Unit value of net asset	7.6790	6.6670	5.8888

- 1) The company CONSTRUCTII Feroviare Craiova was evaluated based on the financial statements as of 31.08.2023 using the adjusted net assets evaluation method.
- 2) The company GRAVITY Capital Investments was evaluated based on the financial statements as of 31.10.2023 using the adjusted net assets evaluation method.
- 3) The company COMPLEX HOTELIER Dâmbovița company was evaluated based on the financial statements as of 30.09.2023 using the income approach evaluation method.
- 4) The company ALIMENTARA Slatina company was evaluated based on the financial statements as of 30.09.2023 using the income approach evaluation method.
- 5) The company MERCUR Craiova company was evaluated based on the financial statements as of 30.09.2023 using the income approach evaluation method.
- 6) The company VOLTALIM Craiova company was evaluated based on the financial statements as of 30.09.2023 using the income approach evaluation method.
- 7) The company TURISM Pucioasa company was evaluated based on the financial statements as of 30.09.2023 using the income approach evaluation method.
- 8) The company PROVITAS Bucharest was evaluated based on the financial statements as of 30.09.2023 using the income approach evaluation method.
- 9) The company FLAROS Bucharest company was evaluated based on the financial statements as of 21.12.2023 using the adjusted net assets evaluation method.
- 10) The company Lactate Natura Târgoviște company was evaluated based on the financial statements as of 30.04.2024 using the adjusted net assets evaluation method.
- 11) The company GEMINA Tour Râmnicu Vâlcea company was evaluated based on the financial statements as of 30.04.2024 using the adjusted net assets evaluation method.
- 12) The company ELBA Timișoara was evaluated based on the financial statements as of 31.12.2023 using the adjusted net assets evaluation method.

GENERAL MANAGER

Sorin-Iulian Cioacă

Depository Certification

Raiffeisen BANK

DEPUTY GENERAL MANAGER

Mihai Trifu

