

*1 Tufănele Street, Craiova – Dolj County*

*Postal code 200767*

---

*No Reg. Com.: J16/1210/30.04.1993*

*No Register ASF: PJR07<sup>1</sup>AFIAA/160004/15.02.2018*

*CUI/CIF: RO 4175676*

*Cod LEI: 254900VTOOM8GL8TVH59*

*Share capital: 52,214,914.30 lei*

*Tel./Fax: 0251-419.398/0251-419.340*

---

**NEWSLETTER APRIL 2021**

# THE COMPANY

**S.I.F. OLTENIA S.A.** operates as a joint stock company, self-administered, fixed capital, entirely private. It is authorized as Manager of Alternative Investment Funds (A.F.I.A.) following the authorization by A.S.F. - Authorization no. 45 / 15.02.2018.

**The social capital** amounts to 52,214,914.3 LEI divided into 522,149,143 ordinary nominative shares with a nominal value of 0.10 LEI.

Company's shares are traded on Bucharest Stock Exchange, Main segment, Premium category.

**BSE symbol: SIF5**

**ISIN: ROSIFEACNOR4**

**Depositing activities** – stipulated by the laws and F.S.A. Regulations (former RNSC) - have been provided by Raiffeisen Bank S.A., based on the depository contract.

**The Shareholder Register** of S.I.F. OLTENIA S.A is kept by CENTRAL DEPOSITORY S.A. Bucharest.

The company is included in : **BET-FI, BET-XT, BET-XT-TR și BET-BK** indices.

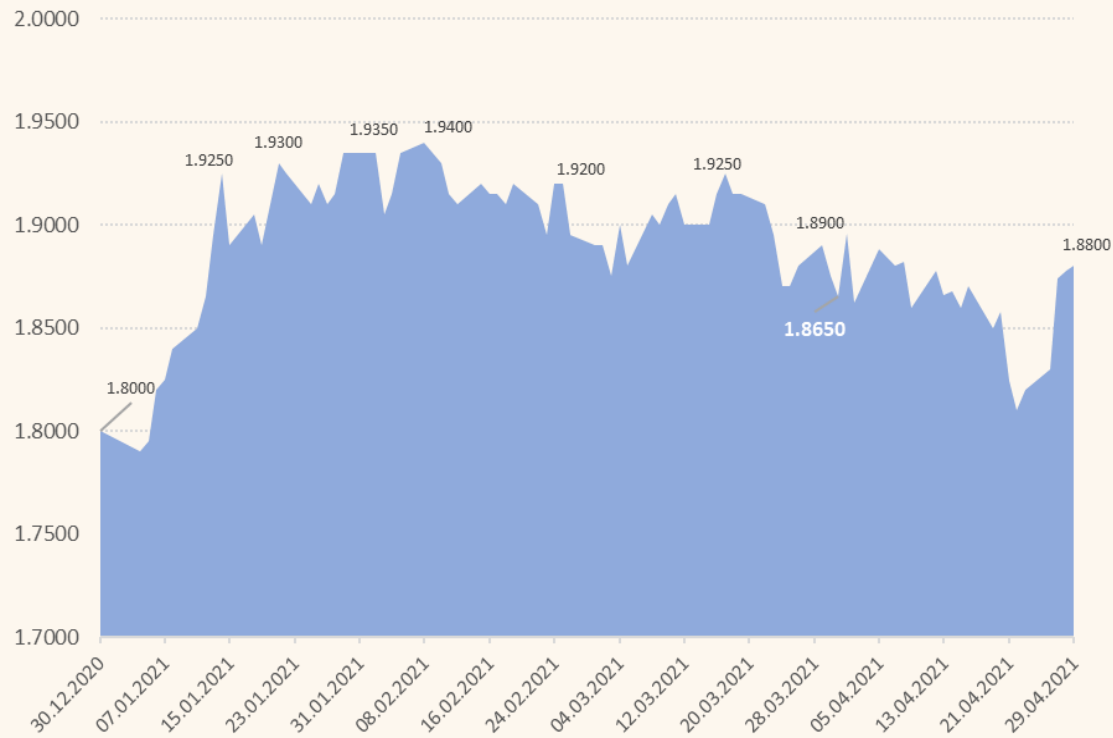
**SIF5**

**30.04.2021**

<b>Capitalization (lei)</b>	<b>981,640,389</b>
<b>Total assets (lei)</b>	<b>2,221,711,599</b>
<b>Net assets (lei)</b>	<b>2,133,054,886</b>
<b>UNAV (lei)</b>	<b>4.0851</b>
<b>Market price (lei) – closing price</b>	<b>1.8800</b>
<b>Discount (%)</b>	<b>-53.98</b>

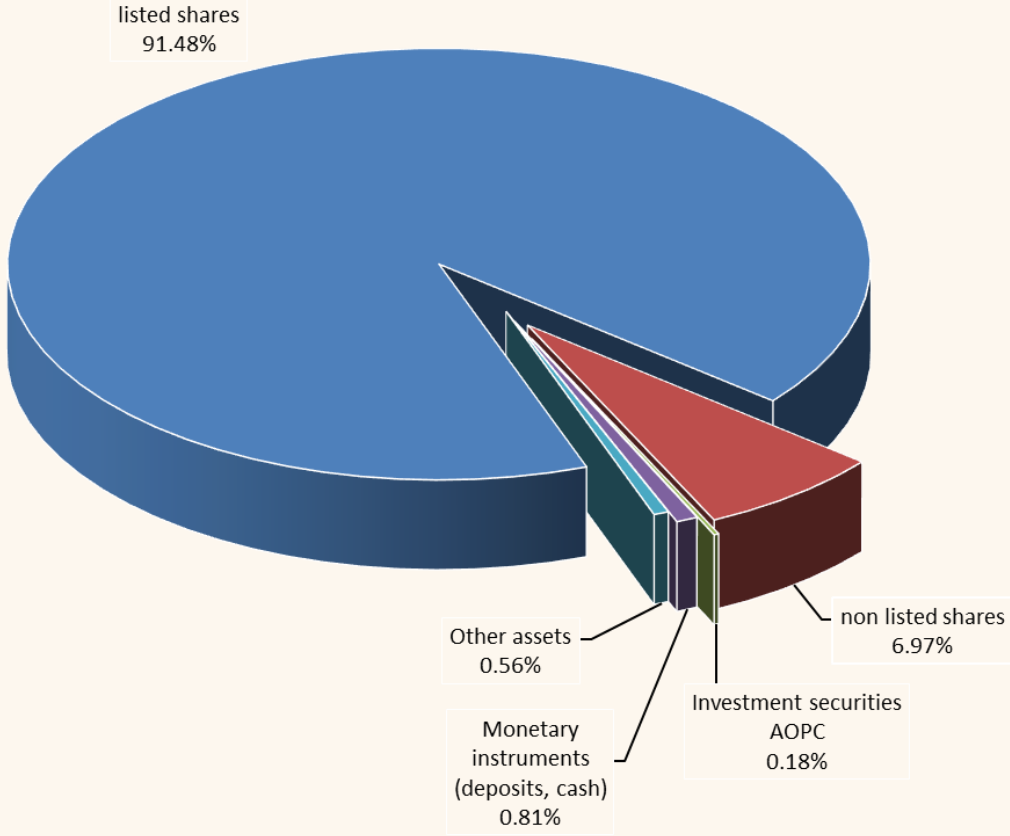
	<b>29.04.2021</b>
High price (lei)	1.8840
Low Price (lei)	1.8640
Closing price (lei)	1.8800

Evolution of the SIF5 closing price  
January - April 2021



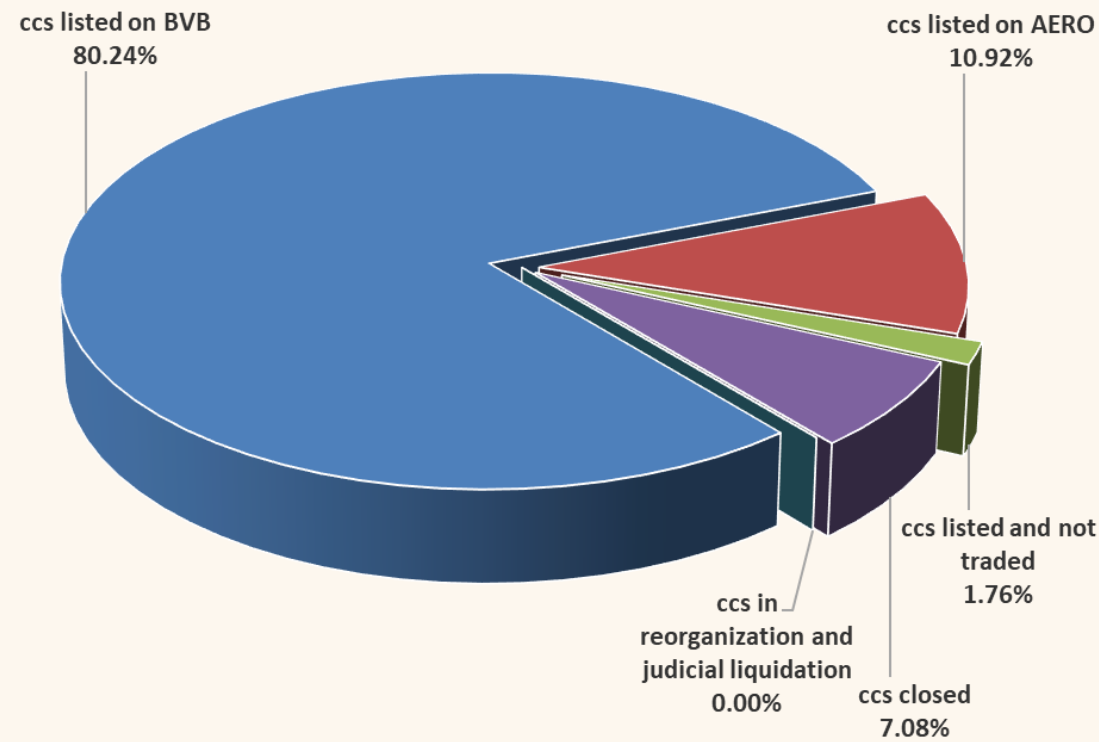
# ASSETS STRUCTURE

	Weight in the total value of assets
<b>Shares,</b> out of which:	<b>98.4569%</b>
Listed shares	91.4832%
Not listed shares	6.9737%
Investment Securities AOPC	0.1827%
Monetary instruments (deposits, cash)	0.8055%
Other assets	0.5549%



# THE PORTFOLIO STRUCTURE

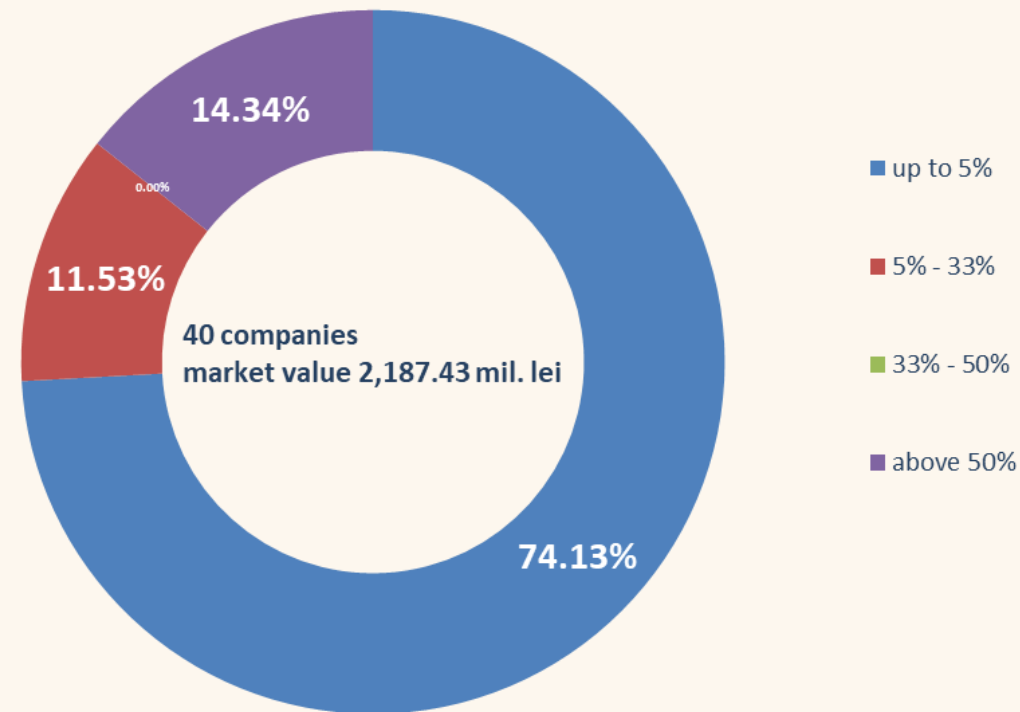
	no. ccs.	Market value of packages of shares	
		- lei -	- % -
ccs listed on BVB	14	1,755,188,035	80.24
ccs listed on AERO	9	238,756,923	10.92
ccs listed and not traded	3	38,548,770	1.76
ccs closed	11	154,935,932	7.08
ccs in reorganization and judicial liquidation	3	0	0.00
<b>TOTAL</b>	<b>40</b>	<b>2,187,429,660</b>	<b>100.00</b>



# THE PORTFOLIO STRUCTURE

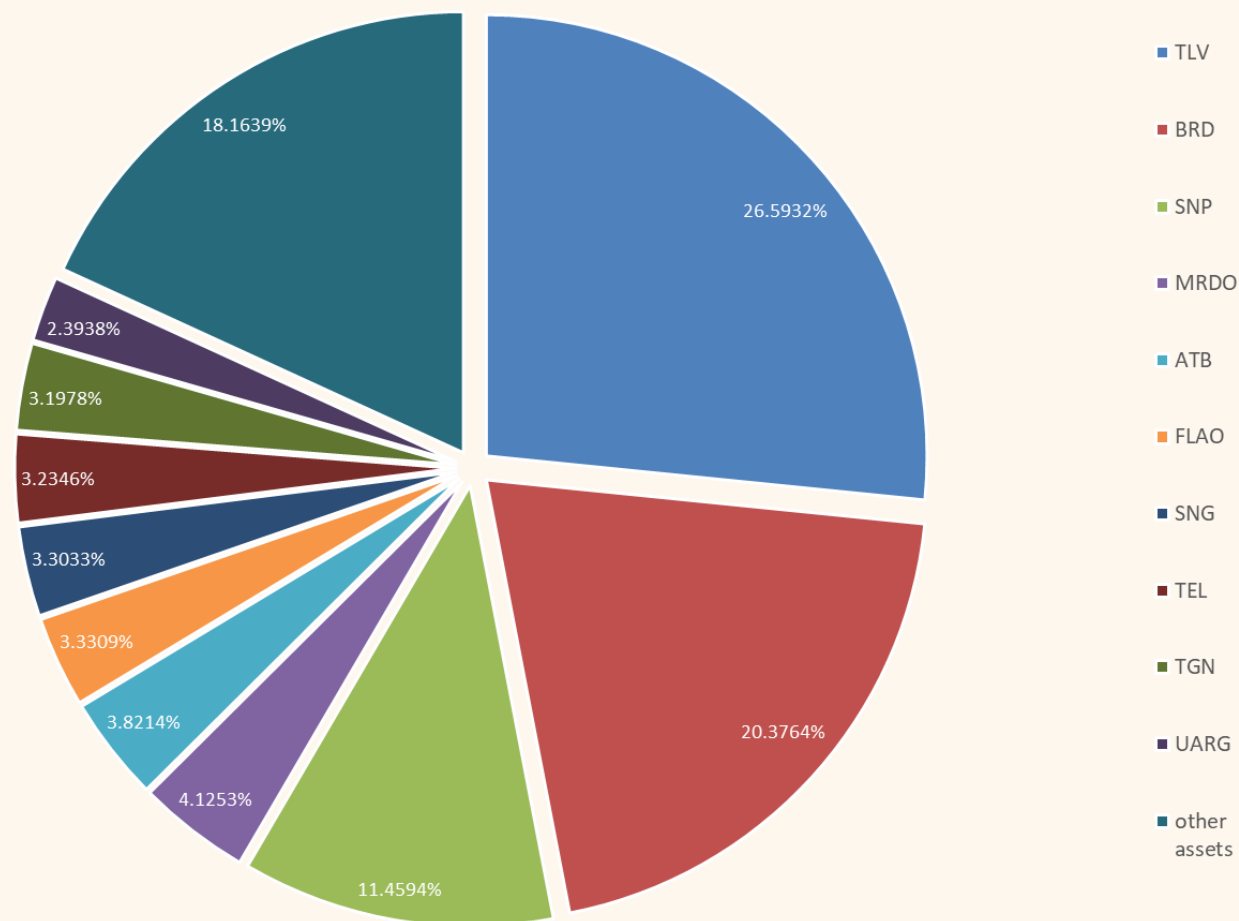
## STOCK PORTFOLIO - breakdown on shareholdings

Quota held from the issuer's total social capital	No. company	Face value of stock packages	
		- lei -	- % -
■ up to 5%	13	1,621,651,373	74.13
■ 5% - 33%	15	252,169,796	11.53
■ 33% - 50%	-	-	-
■ above 50%	12	313,608,491	14.34
<b>TOTAL</b>	<b>40</b>	<b>2,187,429,660</b>	<b>100.00</b>



# TOP 10 COMPANIES OF THE PORTFOLIO

	Weight in the issuer's share capital	Weight in the SIF total asset
BANCA TRANSILVANIA S.A.	4.1354	26.5932
B.R.D.-GROUPE SOCIETE GENERALE	4.1114	20.3764
OMV PETROM S.A.	1.0134	11.4594
MERCUR S.A.	97.8593	4.1253
ANTIBIOTICE S.A.	22.9938	3.8214
FLAROS S.A.	81.0712	3.3309
S.N.G.N. ROMGAZ S.A.	0.5841	3.3033
C.N.T.E.E. TRANSELECTRICA S.A.	3.6994	3.2346
S.N.T.G.N. TRANSGAZ S.A.	2.0665	3.1978
ARGUS S.A.	86.4160	2.3938
<b>TOTAL</b>		<b>81.8361%</b>



# THE PORTFOLIO STRUCTURE CONSIDERING THE ACTIVITY SECTORS

	Weight at market value of the activity sectors in total portfolio
Finance, banks	49.57%
Oil & gas resources and related services	14.99%
Real estate leasing and sub-leasing	11.05%
Gas and energy transport	6.53%
Tourism, catering, leisure	4.61%
Pharmaceutical industry	3.88%
Financial intermediation	2.84%
Food industry	2.54%
Car manufacturing & processing industry	2.38%
Electronical, electrical engineering industry	1.32%
Other economic sectors	0.29%

