

*1 Tufănele Street, Craiova – Dolj County*

*Postal code 200767*

---

*No Reg. Com.: J16/1210/30.04.1993*

*No Register ASF: PJR07<sup>1</sup>AFIAA/160004/15.02.2018*

*CUI/CIF: RO 4175676*

*Cod LEI: 254900VTOOM8GL8TVH59*

*Share capital: 52,214,914.30 lei*

*Tel./Fax: 0251-419.398/0251-419.340*

---

**NEWSLETTER MARCH 2021**

**OPERATIVE DATA**

# THE COMPANY

**S.I.F. OLTENIA S.A.** operates as a joint stock company, self-administered, fixed capital, entirely private. It is authorized as Manager of Alternative Investment Funds (A.F.I.A.) following the authorization by A.S.F. - Authorization no. 45 / 15.02.2018.

**The social capital** amounts to 52,214,914.3 LEI divided into 522,149,143 ordinary nominative shares with a nominal value of 0.10 LEI.

Company's shares are traded on Bucharest Stock Exchange, Main segment, Premium category.

**BSE symbol: SIF5**

**ISIN: ROSIFEACNOR4**

**Depositing activities** – stipulated by the laws and F.S.A. Regulations (former RNSC) - have been provided by Raiffeisen Bank S.A., based on the depository contract.

**The Shareholder Register** of S.I.F. OLTENIA S.A is kept by CENTRAL DEPOSITORY S.A. Bucharest.

The company is included in : **BET-FI, BET-XT, BET-XT-TR și BET-BK** indices.

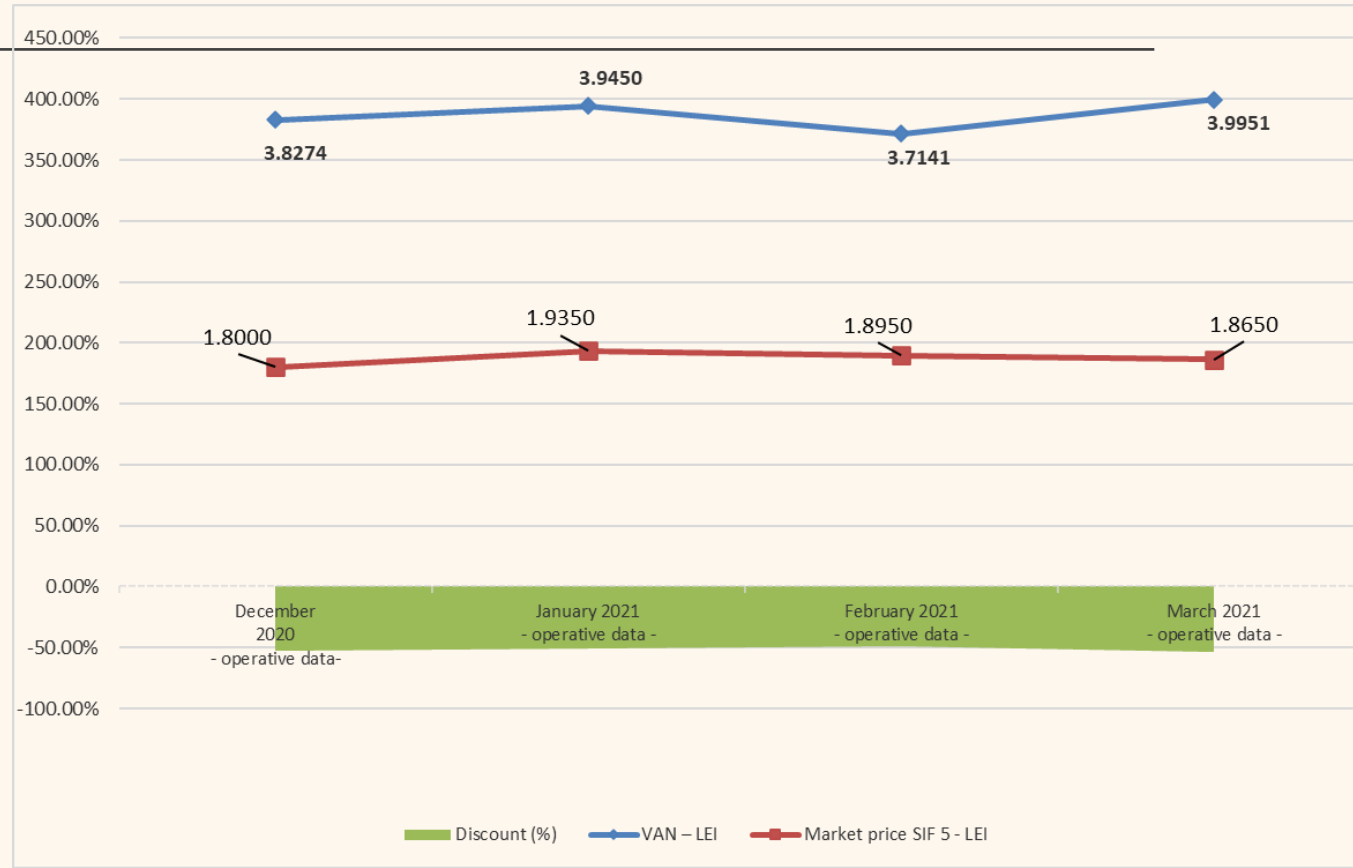
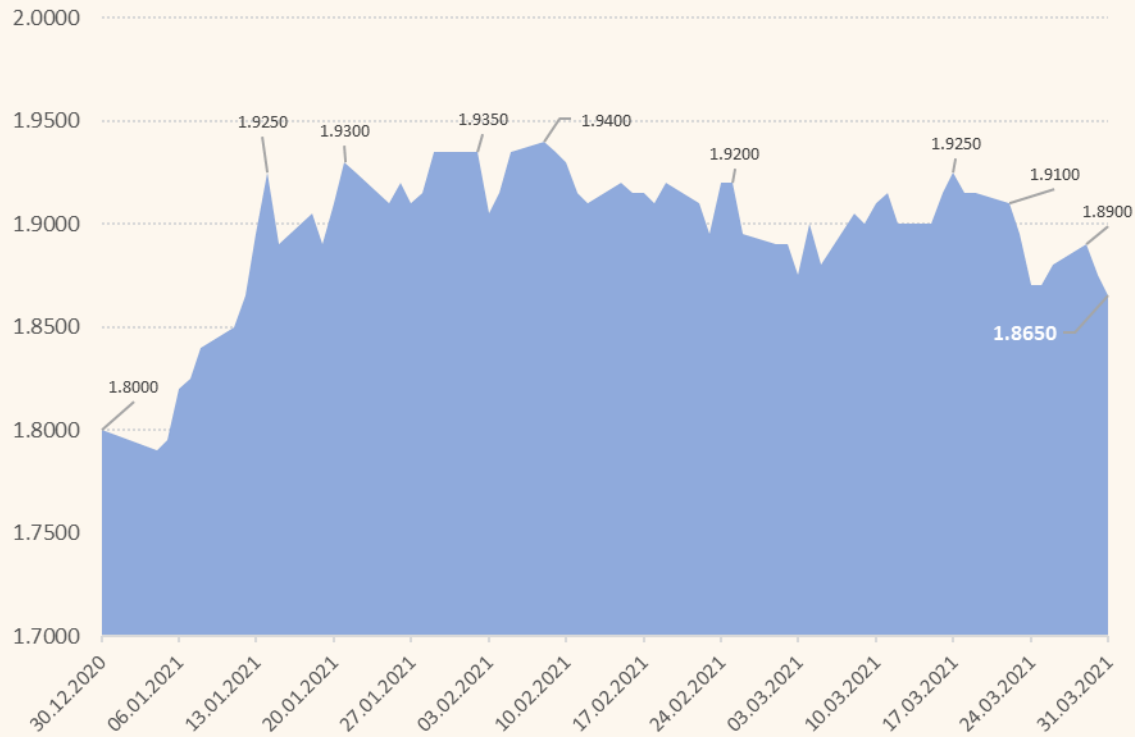
**SIF5**

**31.03.2021**

<b>Capitalization (lei)</b>	<b>973,808,152</b>
<b>Total assets (lei)</b>	<b>2,147,592,054</b>
<b>Net assets (lei)</b>	<b>2,086,036,853</b>
<b>UNAV (lei)</b>	<b>3.9951</b>
<b>Market price (lei) – closing price</b>	<b>1.8650</b>
<b>Discount (%)</b>	<b>-53.32</b>

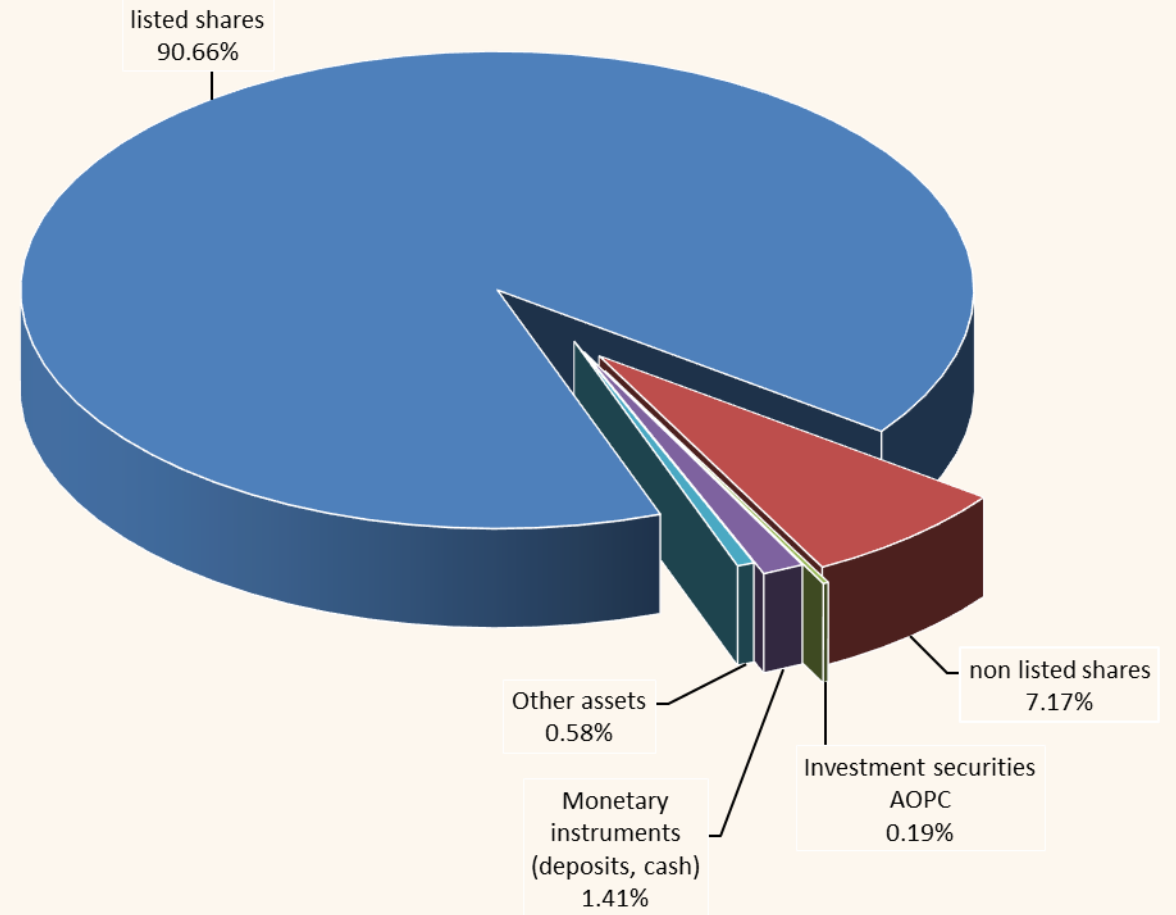
	<b>31.03.2021</b>
High price (lei)	1.8850
Low Price (lei)	1.8600
Closing price (lei)	1.8650

Evolution of the SIF5 closing price  
January - March 2021



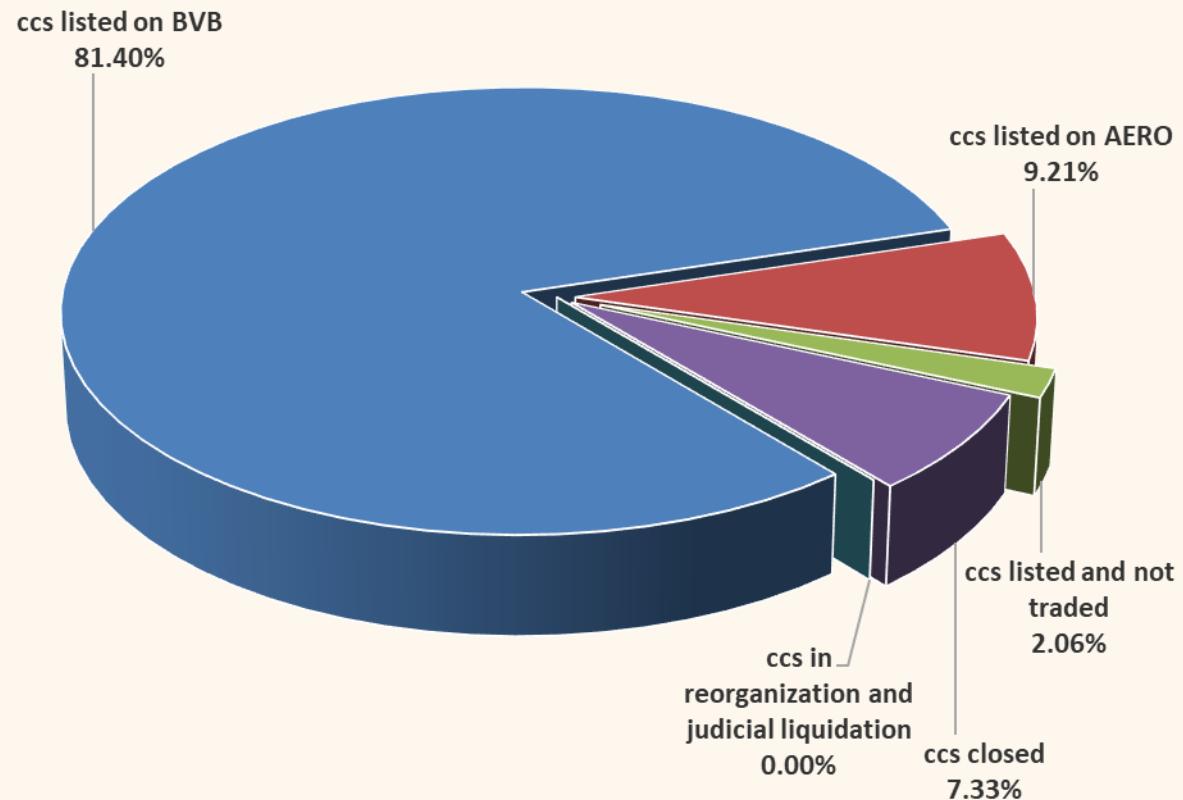
# ASSETS STRUCTURE

	Weight in the total value of assets
<b>Shares,</b> out of which:	<b>97.8237%</b>
Listed shares	90.6565%
Not listed shares	7.1672%
Investment Securities AOPC	0.1870%
Monetary instruments (deposits, cash)	1.4131%
Other assets	0.5762%



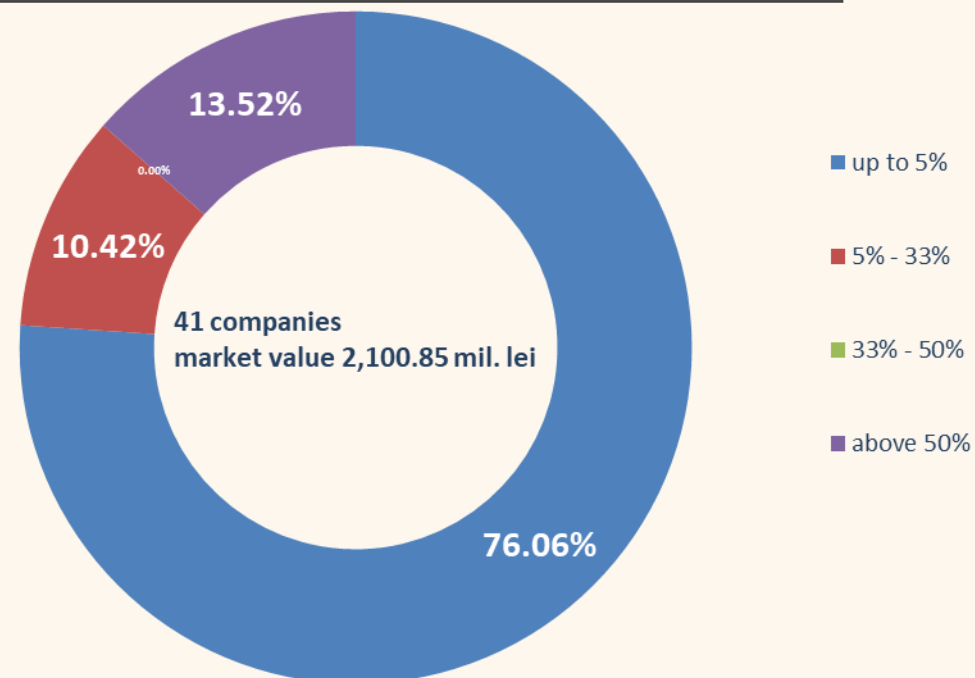
# THE PORTFOLIO STRUCTURE

	no. ccs.	Market value of packages of shares	
		- lei -	- % -
ccs listed on BVB	15	1,710,224,704	81.40%
ccs listed on AERO	11	193,398,989	9.21%
ccs listed and not traded	1	43,308,087	2.06%
ccs closed	11	153,922,864	7.33%
ccs in reorganization and judicial liquidation	3	0	0.00%
<b>TOTAL</b>	<b>41</b>	<b>2,100,854,644</b>	<b>100.00%</b>



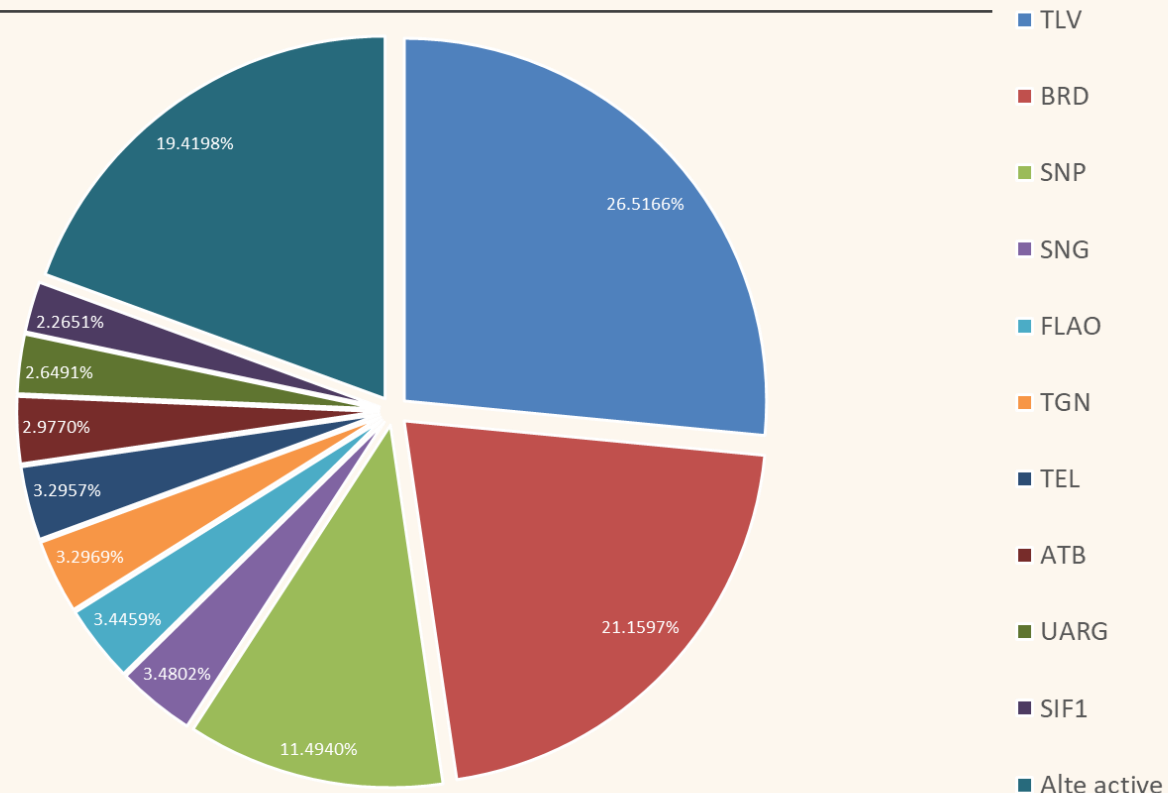
## STOCK PORTFOLIO - breakdown on shareholdings

Quota held from the issuer's total social capital	No. company	Face value of stock packages	
		- lei -	- % -
■ up to 5%	14	1,597,937,909	76.06
■ 5% - 33%	15	218,801,708	10.42
■ 33% - 50%	-	-	-
■ above 50%	12	284,115,027	13.52
<b>TOTAL</b>	<b>41</b>	<b>2,100,854,644</b>	<b>100.00</b>



# TOP 10 COMPANIES OF THE PORTFOLIO

	Weight in the issuer's share capital	Weight in the SIF total asset
BANCA TRANSILVANIA S.A.	4.1354%	26.5166%
B.R.D.-GROUPE SOCIETE GENERALE	4.1114%	21.1597%
OMV PETROM S.A.	1.0134%	11.4940%
S.N.G.N. ROMGAZ S.A.	0.5841%	3.4802%
FLAROS S.A.	81.0712%	3.4459%
S.N.T.G.N. TRANSGAZ S.A.	2.0665%	3.2969%
C.N.T.E.E. TRANSELECTRICA S.A.	3.6994%	3.2957%
ANTIBIOTICE S.A.	19.0465%	2.9770%
ARGUS S.A.	86.4160%	2.6491%
S.I.F. BANAT CRIȘANA S.A.	3.7903%	2.2651%
<b>TOTAL</b>		<b>80.5802%</b>



**Note:** In February and March 2021, no transactions were registered with BVB with the shares issued by MERCUR S.A. (MRDO market symbol). According to the asset valuation methodology S.I.F. Oltenia S.A. ([https://www.sifolt.ro/en/activ/evaluare\\_activ.pdf](https://www.sifolt.ro/en/activ/evaluare_activ.pdf)) "The shares admitted for trading on a regulated market or within an alternative trading system from Romania, untraded the last 30 trading days (working days) - It is assessed at the accounting value per share, as it resulted from the last approved yearly financial statement of that entity."

# THE PORTFOLIO STRUCTURE CONSIDERING THE ACTIVITY SECTORS

	Weight at market value of the activity sectors in total portfolio
Finance, banks	50.63%
Oil & gas resources and related services	15.31%
Real estate leasing and sub-leasing	9.93%
Gas and energy transport	6.74%
Tourism, catering, leisure	4.78%
Financial intermediation	3.17%
Pharmaceutical industry	3.04%
Food industry	2.81%
Car manufacturing & processing industry	1.97%
Electronical, electrical engineering industry	1.36%
Other economic sectors	0.26%

