

Str. Tufănele nr. 1, Craiova – Dolj

cod poștal 200767

Nr. Reg. Com.: J16/1210/30.04.1993

Nr. Registru ASF: PJR07¹AFIAA/160004/15.02.2018

CUI/CIF: RO 4175676

Cod LEI: 254900VTOOM8GL8TVH59

Capital social: 52.214.914,30 lei

Tel./Fax: 0251-419.398/0251-419.340

NEWSLETTER FEBRUARY 2021

OPERATIVE DATA

THE COMPANY

S.I.F. OLTENIA S.A. operates as a joint stock company, self-administered, fixed capital, entirely private. It is authorized as Manager of Alternative Investment Funds (A.F.I.A.) following the authorization by A.S.F. - Authorization no. 45 / 15.02.2018.

The social capital amounts to 52,214,914.3 LEI divided into 522,149,143 ordinary nominative shares with a nominal value of 0.10 LEI.

Company's shares are traded on Bucharest Stock Exchange, Main segment, Premium category.

BSE symbol: SIF5

ISIN: ROSIFEACNOR4

Depositing activities – stipulated by the laws and F.S.A. Regulations (former RNSC) - have been provided by Raiffeisen Bank S.A., based on the depository contract.

The Shareholder Register of S.I.F. OLTENIA S.A is kept by CENTRAL DEPOSITORY S.A. Bucharest.

The company is included in : **BET-FI, BET-XT, BET-XT-TR și BET-BK** indices.

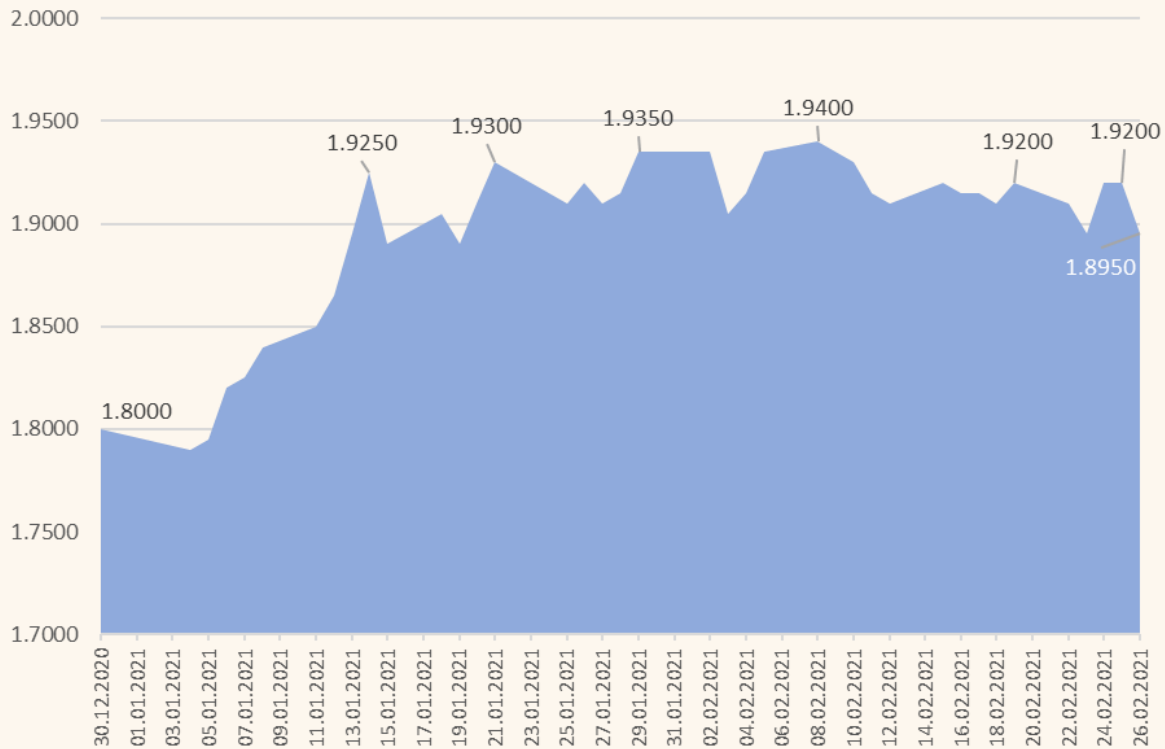
SIF5

28.02.2021

Capitalization (lei)	989.472.626
Total assets (lei)	2.001.318.150
Net assets (lei)	1.939.311.604
UNAV (lei)	3,7141
Market price (lei) – closing price	1,8950
Discount (%)	-48,98

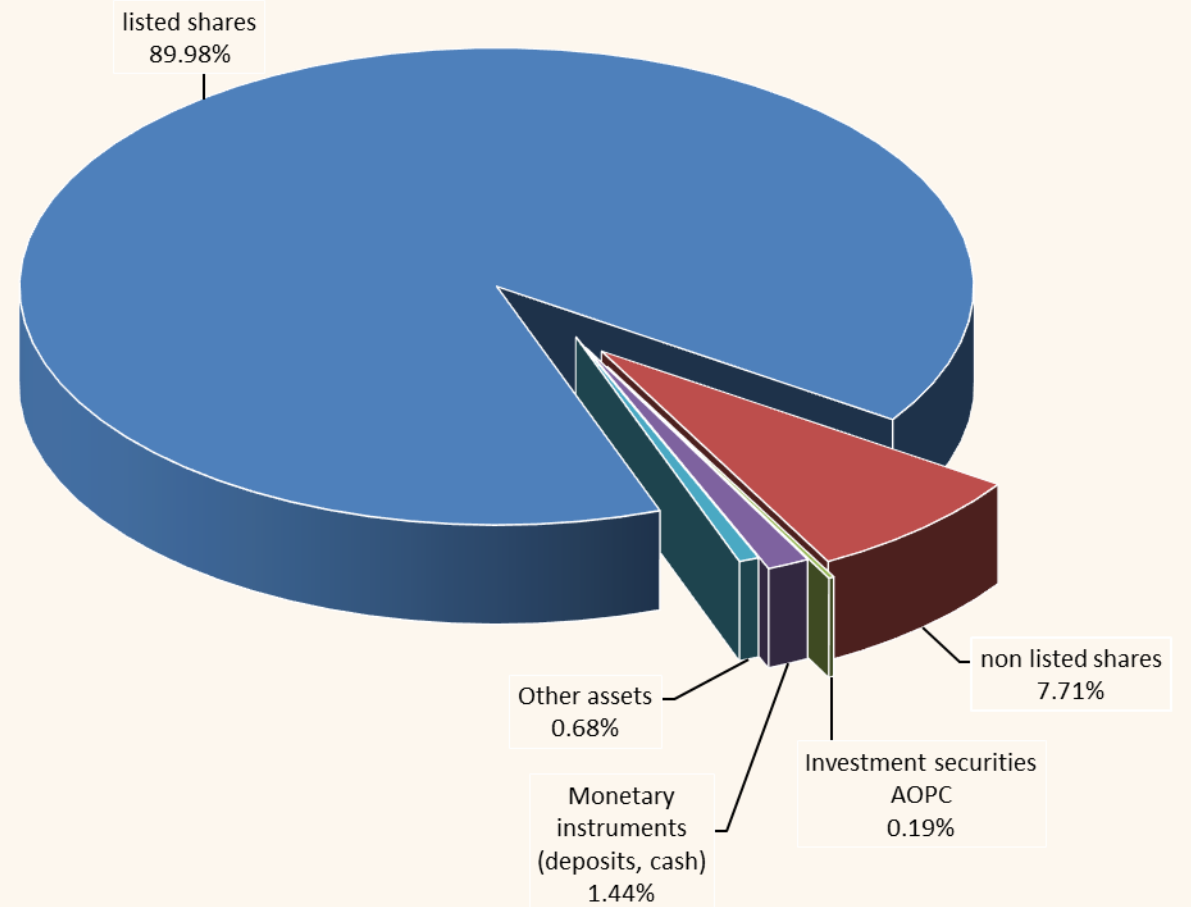
	26.02.2021
High price (lei)	1.9200
Low Price (lei)	1.8850
Closing price (lei)	1.8950

Evolution of the SIF5 closing price
January - February 2021



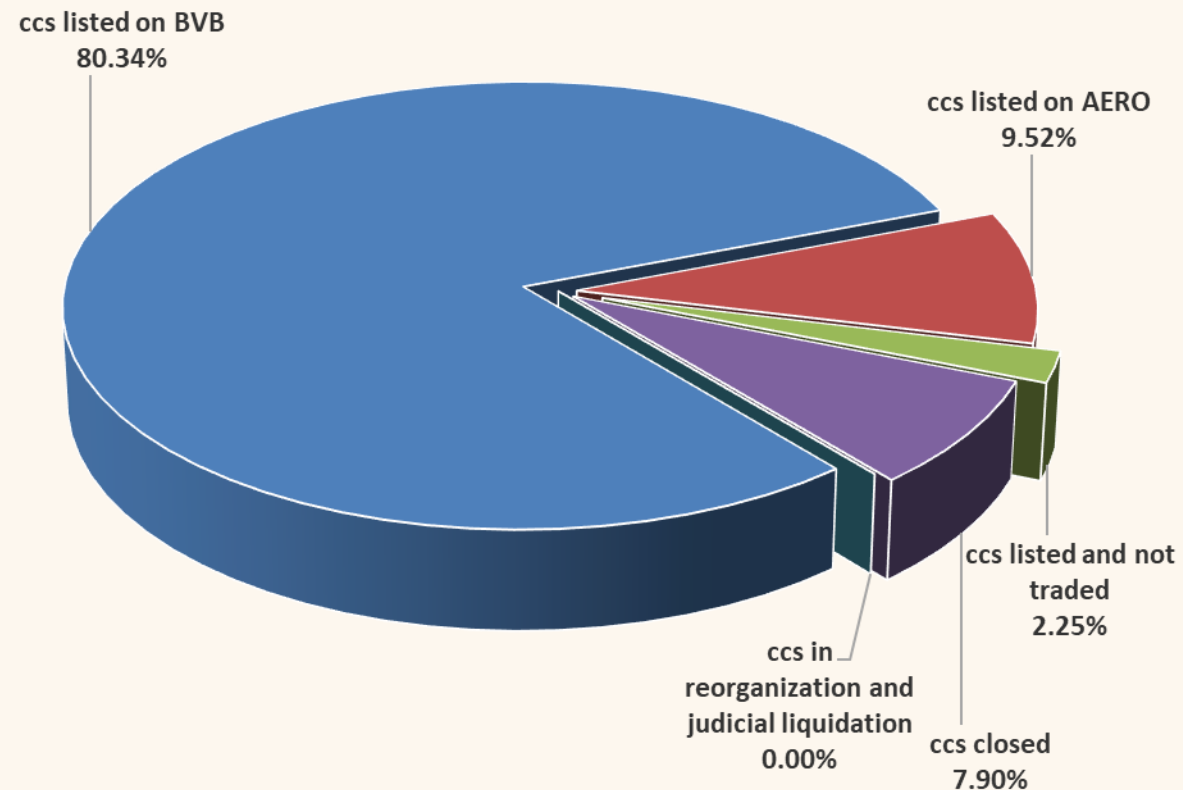
ASSETS STRUCTURE

	Weight in the total value of assets
Shares, out of which:	97.69%
Listed shares	89.98%
Not listed shares	7.71%
Investment Securities AOPC	0.19%
Monetary instruments (deposits, cash)	1.44%
Other assets	0.68%



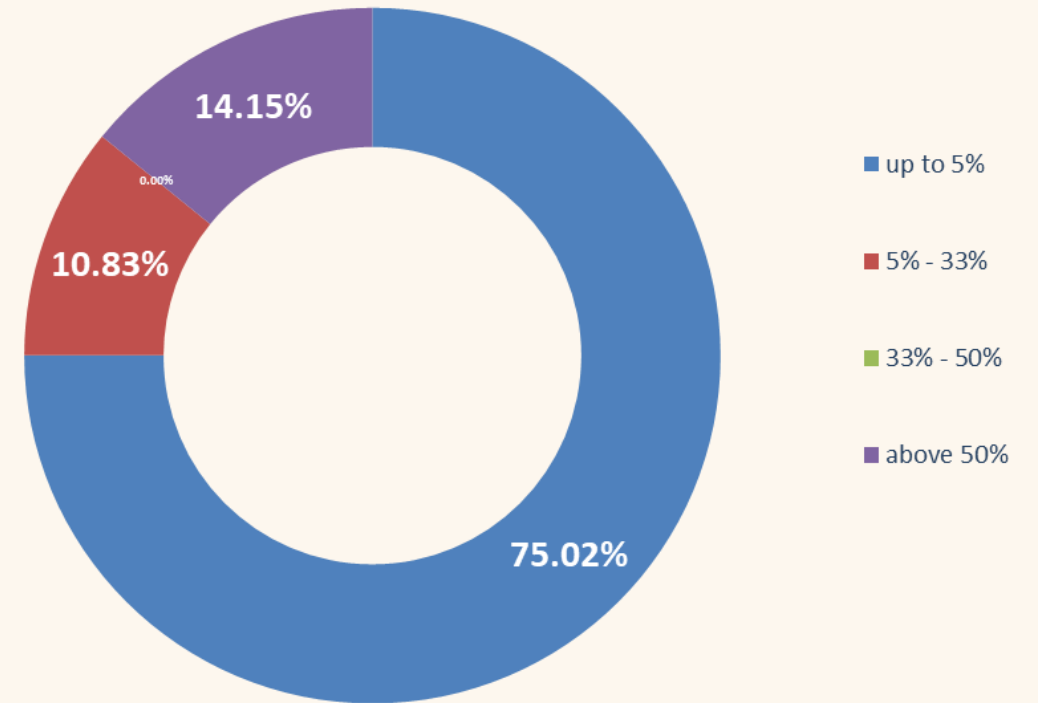
THE PORTFOLIO STRUCTURE

	no. ccs.	Market value of packages of shares	
		- lei -	- % -
ccs listed on BVB	15	1,570,792,337	80.34%
ccs listed on AERO	10	186,047,078	9.52%
ccs listed and not traded	2	44,038,155	2.25%
ccs closed	11	154,377,174	7.90%
ccs in reorganization and judicial liquidation	4	0	0.00%
TOTAL	42	1,955,254,744	100.00%



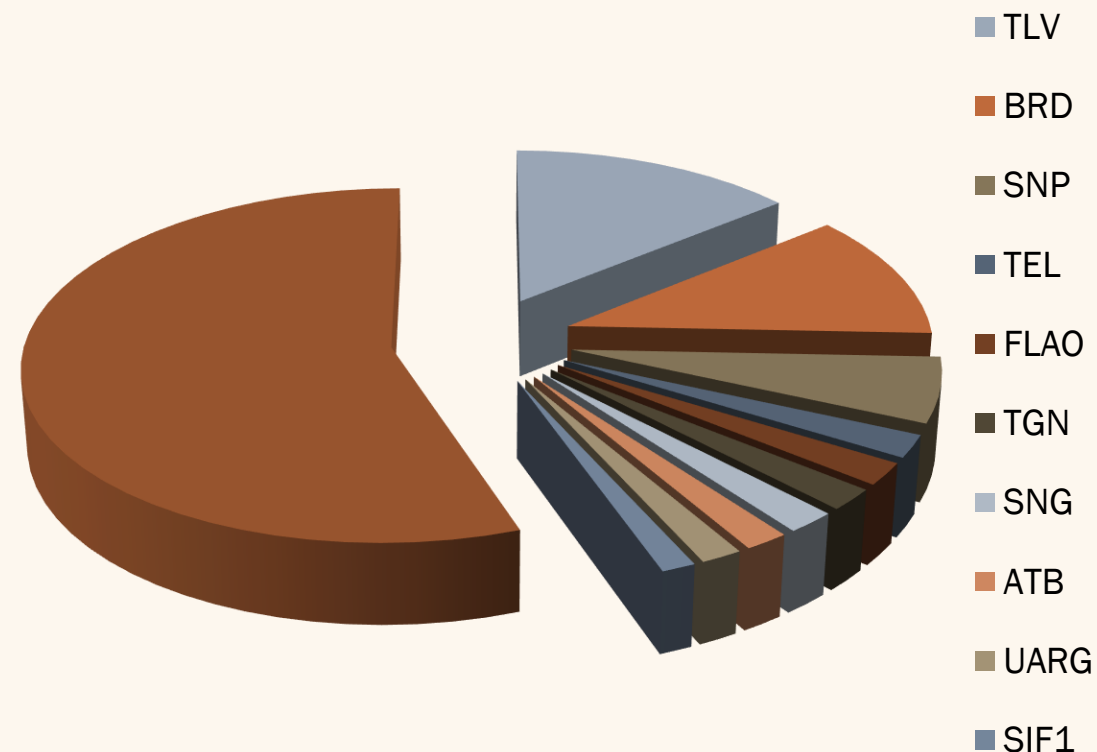
STOCK PORTFOLIO - breakdown on shareholdings

Quota held from the issuers total social capital	No. sc	Face value of stock packages	
		- lei -	- % -
■ dețineri până la 5%	13	1,466,899,089	75.02
■ dețineri între 5% - 33%	17	211,708,515	10.83
■ dețineri între 33% - 50%	-	-	-
■ dețineri peste 50%	12	276,647,140	14.15
TOTAL	42	1,955,254,744	100.00



TOP 10 COMPANIES OF THE PORTFOLIO

	Weight in the issuer's share capital	Weight in the SIF total asset
BANCA TRANSILVANIA S.A.	4.1354%	25.4907%
B.R.D.-GROUPE SOCIETE GENERALE	4.1114%	20.6733%
OMV PETROM S.A.	1.0134%	10.7565%
C.N.T.E.E. TRANSELECTRICA S.A.	3.6994%	3.7398%
FLAROS S.A.	81.0712%	3.6977%
S.N.T.G.N. TRANSGAZ S.A.	2.0665%	3.5743%
S.N.G.N. ROMGAZ S.A.	0.5841%	3.5714%
ANTIBIOTICE S.A.	19.0465%	3.1818%
ARGUS S.A.	86.4160%	2.9664%
S.I.F. BANAT CRIȘANA S.A.	3.7903%	2.4404%
TOTAL		80,0924%



THE PORTFOLIO STRUCTURE CONSIDERING THE ACTIVITY SECTORS

	Weight at market value of the activity sectors in total portfolio
Finance, banks	49.31%
Oil & gas resources and related services	14.67%
Real estate leasing and sub-leasing	10.16%
Gas and energy transport	7.49%
Tourism, catering, leisure	5.07%
Financial intermediation	3.41%
Pharmaceutical industry	3.26%
Food industry	3.15%
Car manufacturing & processing industry	1.66%
Electronical, electrical engineering industry	1.49%
Other economic sectors	0.33%

