

*Str. Tufănele nr. 1, Craiova – Dolj*

*cod poștal 200767*

*Nr. Reg. Com.: J16/1210/30.04.1993*

*Nr. Registru ASF: PJR07<sup>1</sup>AFIAA/160004/15.02.2018*

*CUI/CIF: RO 4175676*

*Cod LEI: 254900VTOOM8GL8TVH59*

*Capital social: 52.214.914,30 lei*

*Tel./Fax: 0251-419.398/0251-419.340*

**NEWSLETTER JANUARY 2021**

**OPERATIVE DATA**

# THE COMPANY

**S.I.F. OLTENIA S.A.** operates as a joint stock company, self-administered, fixed capital, entirely private. It is authorized as Manager of Alternative Investment Funds (A.F.I.A.) following the authorization by A.S.F. - Authorization no. 45 / 15.02.2018.

**The social capital** amounts to 52,214,914.3 LEI divided into 522,149,143 ordinary nominative shares with a nominal value of 0.10 LEI.

Company's shares are traded on Bucharest Stock Exchange, Main segment, Premium category.

**BSE symbol: SIF5**

**ISIN: ROSIFEACNOR4**

**Depositing activities** – stipulated by the laws and F.S.A. Regulations (former RNSC) - have been provided by Raiffeisen Bank S.A., based on the depository contract.

**The Shareholder Register** of S.I.F. OLTENIA S.A is kept by CENTRAL DEPOSITORY S.A. Bucharest.

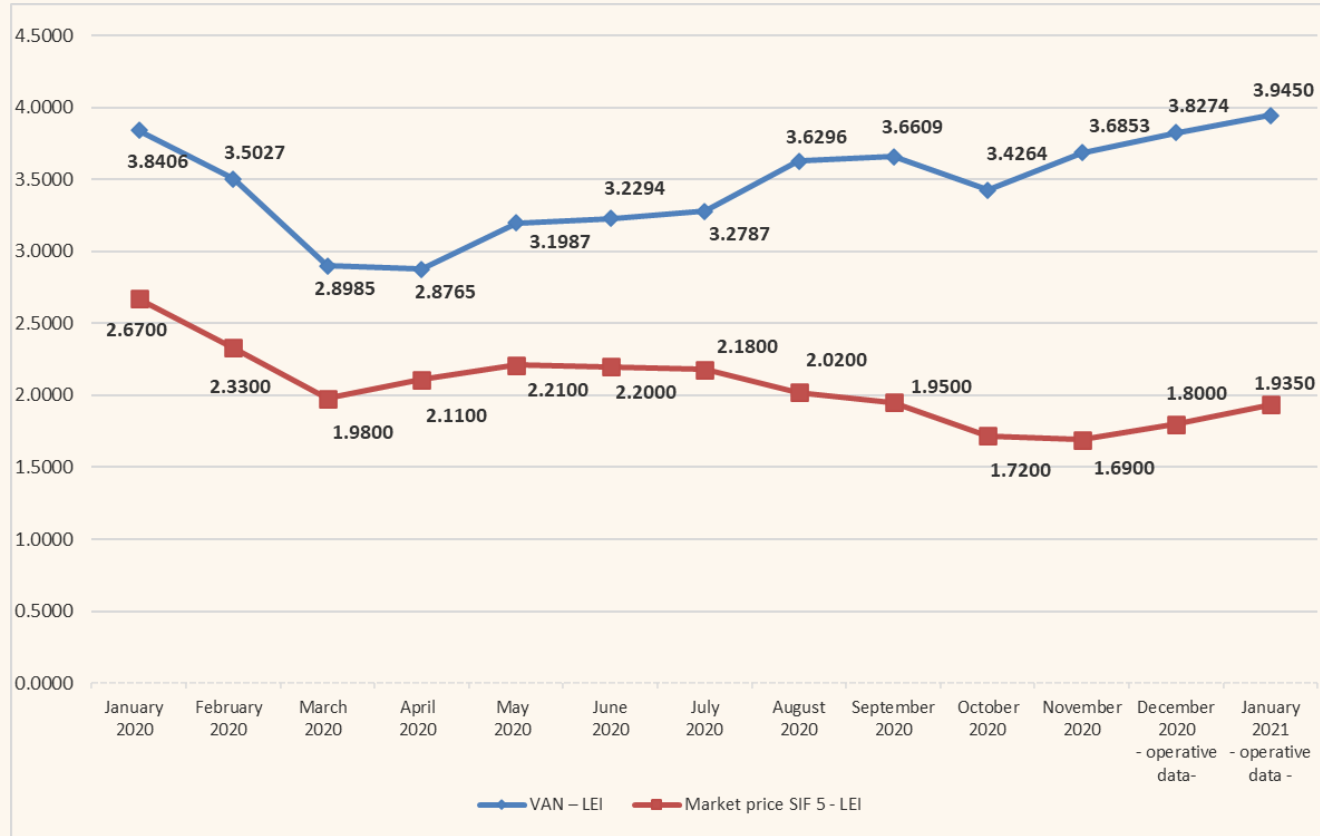
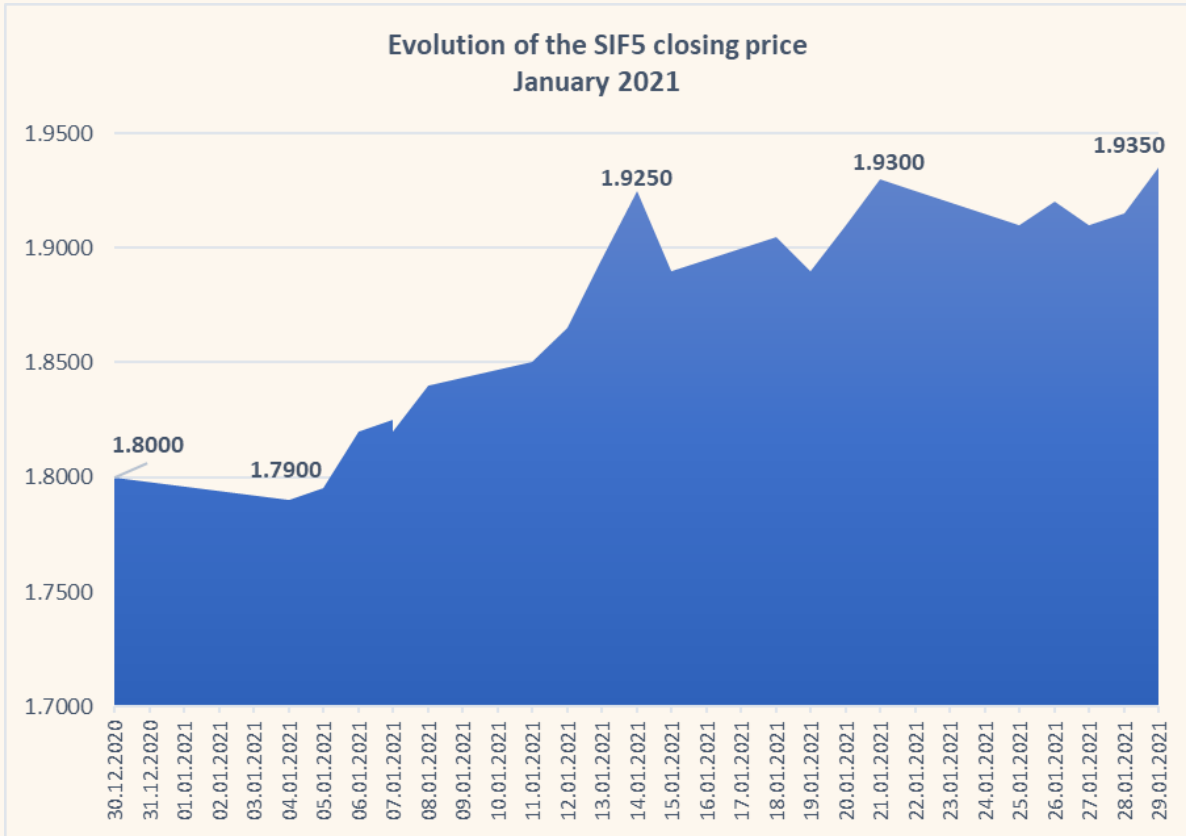
The company is included in : **BET-FI, BET-XT, BET-XT-TR și BET-BK** indices.

**SIF5**

**31.01.2021**

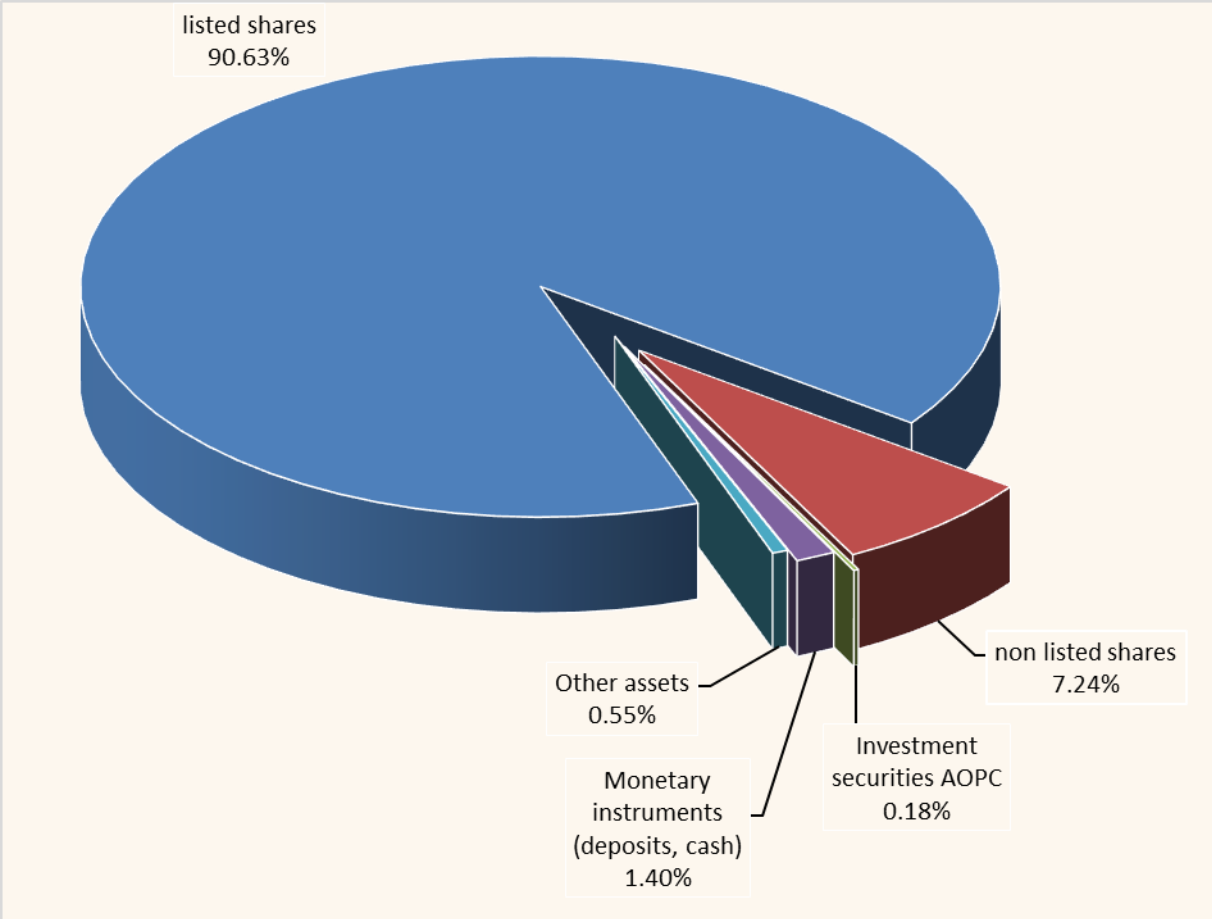
<b>Capitalization (lei)</b>	<b>1,010,358,592</b>
<b>Total assets (lei)</b>	<b>2,121,841,881</b>
<b>Net assets (lei)</b>	<b>2,059,869,711</b>
<b>UNAV (lei)</b>	<b>3.9450</b>
<b>Market price (lei) – closing price</b>	<b>1.9350</b>
<b>Discount (%)</b>	<b>-50.95</b>

	29.01.2021
High price (lei)	1.9450
Low Price (lei)	1.9100
Closing price (lei)	1.9350



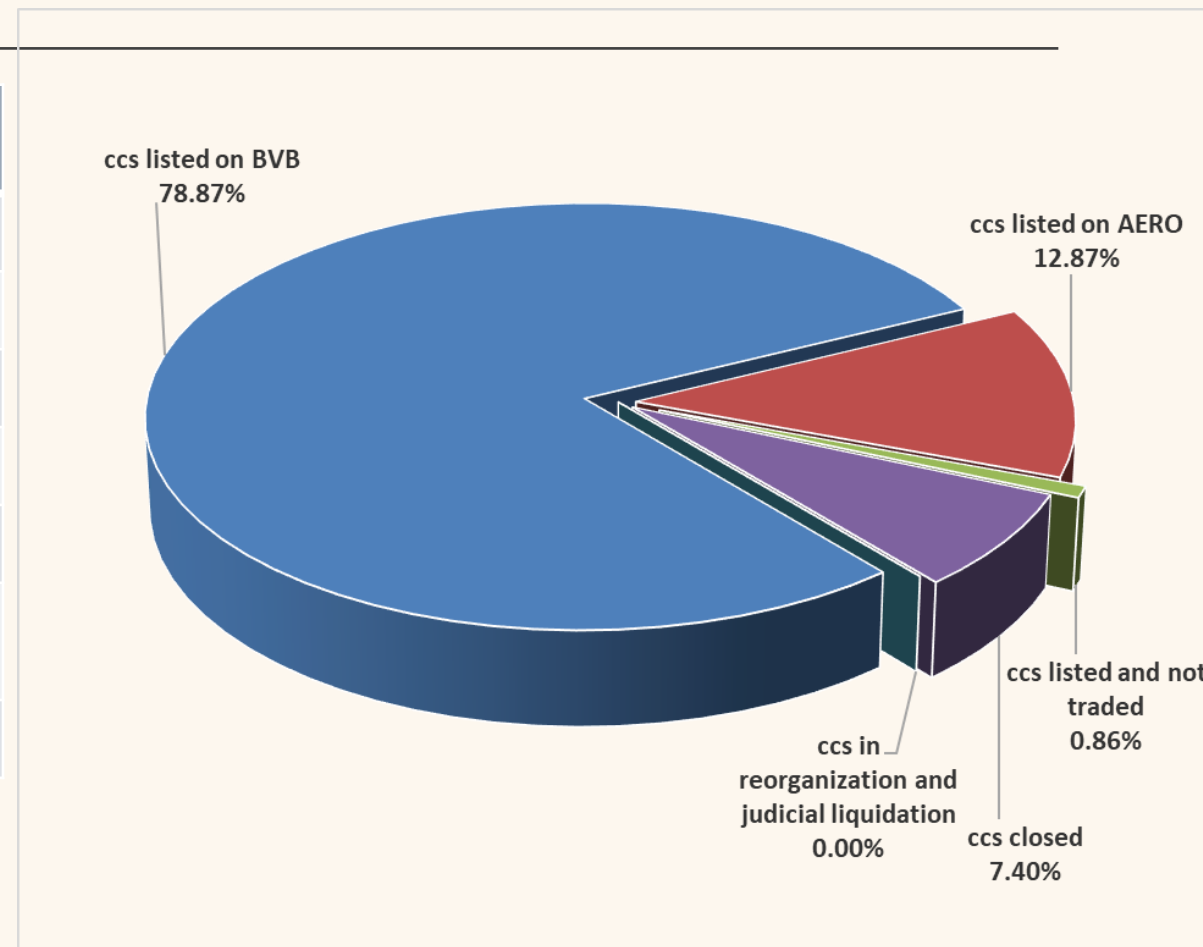
# ASSETS STRUCTURE

	Weight in the total value of assets
<b>Shares,</b> out of which:	<b>97.87%</b>
Listed shares	90.63%
Not listed shares	7.24%
Investment Securities AOPC	0.18%
Monetary instruments (deposits, cash)	1.40%
Other assets	0.55%



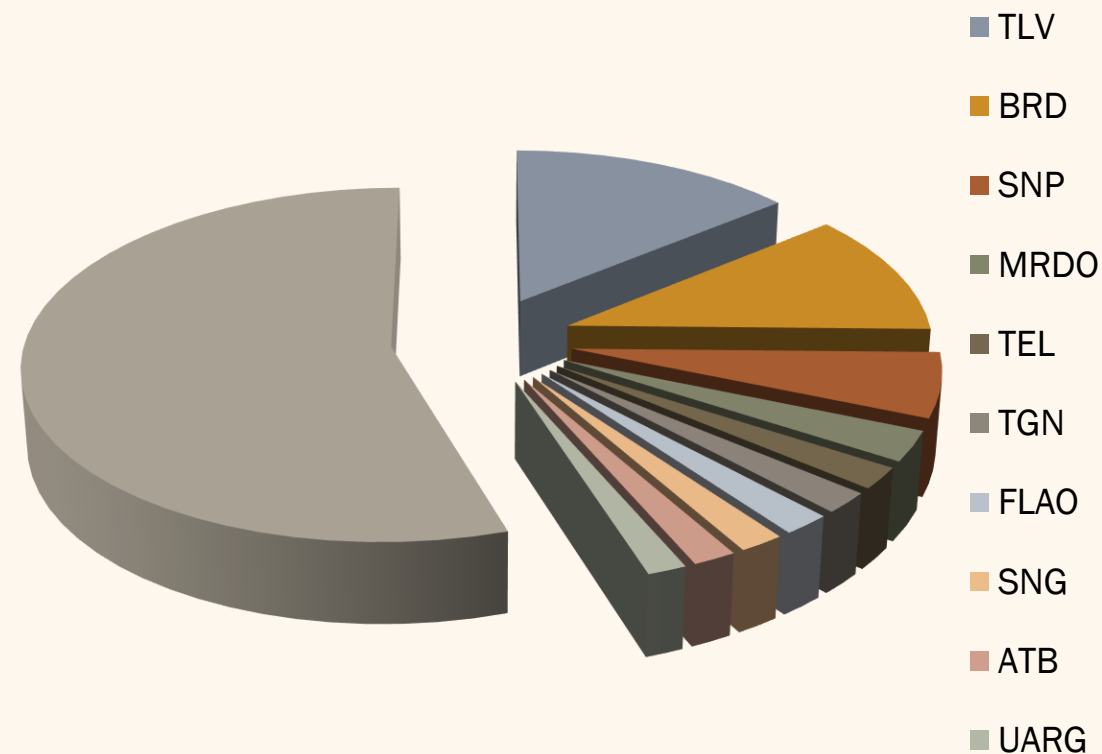
# THE PORTFOLIO STRUCTURE

	no. ccs.	Market value of packages of shares	
		- lei -	- % -
ccs listed on BVB	15	1,637,898,177	78.87%
ccs listed on AERO	10	267,250,710	12.87%
ccs listed and not traded	2	17,856,651	0.86%
ccs closed	11	153,610,151	7.40%
ccs in reorganization and judicial liquidation	4	0	0.00%
<b>TOTAL</b>	<b>42</b>	<b>2,076,615,689</b>	<b>100.00%</b>



# TOP 10 COMPANIES OF THE PORTFOLIO

	Weight in the issuer's share capital	Weight in the SIF total asset
BANCA TRANSILVANIA CLUJ	4.1354%	25.6643%
B.R.D.-GROUPE SOCIETE GENERALE BUCURESTI	4.1114%	20.3092%
OMV PETROM BUCURESTI	1.0134%	10.7813%
MERCUR CRAIOVA	97.8593%	5.0896%
C.N.T.E.E. TRANSELECTRICA BUCURESTI	3.6994%	3.6169%
SNTGN TRANSGAZ MEDIAS	2.0665%	3.5089%
FLAROS BUCURESTI	81.0712%	3.4877%
S.N.G.N. ROMGAZ S.A.	0.5841%	3.2784%
ANTIBIOTICE IASI	19.0465%	3.1336%
ARGUS CONSTANTA	86.4160%	2.8270%



# THE PORTFOLIO STRUCTURE CONSIDERING THE ACTIVITY SECTORS

	Weight at market value of the activity sectors in total portfolio
Finance, banks	48.88%
Oil & gas resources and related services	14.37%
Real estate leasing and sub-leasing	12.26%
Gas and energy transport	7.28%
Tourism, catering, leisure	4.87%
Pharmaceutical industry	3.20%
Financial intermediation	3.02%
Food industry	2.97%
Car manufacturing & processing industry	1.47%
Electronical, electrical engineering industry	1.32%
Other economic sectors	0.36%

